

KNAPHEIDE

SINCE 1848



GENERAL MOTORS
STEEL
GOOSENECK BODIES

KNAPHEIDE STEEL GOOSENECK BODIES



GOOSENECK TURNOVERBALL HITCH

A B&W Turnoverball®, rated at 30,000 lbs. gross trailer weight, with 7500 lb. tongue weight. Currently in our PGTB and PGTD models only.

STEEL GOOSENECK BODIES

Versatility with storage solutions to meet every need, Knapheide Gooseneck Bodies are an easy choice. Rugged construction, enhanced styling and secure storage give you a body that can haul it all.

Reliable offerings range from the mid-level PGTB, skirted PGNC and the deluxe PGTD.

POPULAR VOCATIONS



CONSTRUCTION



AGRICULTURE



LANDSCAPING/
TREE CARE



OIL/MINING/GAS

PGTB GOOSENECK BODIES



PGTB-116
*Body may be shown with optional features

- A. RUB RAILS**
installed on both sides of bodies for strap, side and stake pocket protection
- B. RUGGED 1/8" THICK TREAD PLATE FLOOR**
- C. B&W TURNOVERBALL®**
rated at 30,000 lbs. gross trailer weight, with 7500 lb. tongue weight
- D. BOLT ON RECEIVER HITCH –**
Choose from 18K or 21K hitch, ordered separately to ship loose
- E. FORMED, INTEGRATED BULKHEAD**
with stylized screened window and tapered design for improved visibility
- F. 7-WAY TRAILER PLUG**

- at rear of body
- G. DURABLE OVEN-CURED COAT**
finish painted black
- H. ALL LED CLEARANCE AND MARKER LIGHTS**
for visibility and added safety
- I. INTEGRATED OVAL LED B/U AND S/T/T LIGHTS**
included in bulkhead and rear skirt

FEATURES NOT SHOWN

- 12-GAUGE FORMED CROSS SILLS
- ELECTRODEPOSITION PRIME-PAINT SYSTEM
provides superior corrosion resistance
- INTEGRATED DRIVER SIDE FUEL FILL CUP

PGNC GOOSENECK BODIES



PGNC-116
*Body may be shown with optional features

- A. SKIRTED GOOSENECK STYLING**
with integrated front and rear toolboxes
- B. RUB RAILS**
installed on both sides of bodies for strap, side and stake pocket protection
- C. RUGGED 1/8" THICK TREAD PLATE FLOOR**
with 6" structural channel long sills (4" on 8' models)
- D. HINGED ACCESS DOOR**
to cover gooseneck hitch when not in use
- E. INTEGRATED CLASS V RECEIVER HITCH**
rated at 18,000 lb.(optional on 8' bodies as most 56" CA chassis include a factory hitch)
- F. FORMED, INTEGRATED BULKHEAD**
with stylized screened window and tapered design for improved visibility
- G. SAFETY CHAIN ATTACHMENT POINTS AND 7-WAY TRAILER PLUG**
included in gooseneck box and at receiver hitch
- H. DURABLE OVEN-CURED COAT**
finish painted black
- I. ALL LED CLEARANCE AND MARKER LIGHTS**
for visibility and added safety
- J. INTEGRATED OVAL LED B/U AND S/T/T LIGHTS**
included in bulkhead and rear skirt
- K. CONTINUOUS STAINLESS STEEL HINGES**
are pry-proof and corrosion-resistant
- L. DOUBLE PANELED DOORS**
consist of 20-gauge, two sided A-40 galvanneal steel
- M. AUTOMOTIVE QUALITY, ROTARY-STYLE LATCHES**
make opening and closing easy

FEATURES NOT SHOWN

- 12-GAUGE FORMED CROSS SILLS
- ALUMINUM TREAD PLATE TRIM PIECE
on rear hitch plate provides a "no worry" step location
- INTEGRATED DRIVER SIDE FUEL FILL CUP
- ELECTRODEPOSITION PRIME-PAINT SYSTEM
provides superior corrosion resistance
- INTERIOR COVER
protects internal latch from damage
- ADJUSTABLE SECURITY RING STRIKERS
provide a weather-tight seal
- NEOPRENE DOOR SEALS
protect compartments from the weather
- DOUBLE-SPRING OVER-CENTER DOOR RETAINER
eliminates involuntary door swing

PGTD GOOSENECK BODIES



PGTD-114
*Body may be shown
with optional features

- A. DOUBLE PANELED DOORS**
consist of 20-gauge, two sided A-40 galvanneal steel
- B. FLIP TOP COMPARTMENTS**
8" deep and with with exterior release latch. Flip tops utilize nitrogen gas struts for smooth opening and closing
- C. RUGGED 1/8" THICK TREAD PLATE FLOOR**
- D. 36" HIGH FRONT COMPARTMENTS**
each with 250 lb. capacity shelves
- E. BOLT ON RECEIVER HITCH -**
Choose from 18K or 21K hitch, ordered separately to ship loose
- F. FORMED, INTEGRATED BULKHEAD**
with stylized screened window and tapered design for improved visibility
- G. 7-WAY TRAILER PLUG**
at the rear of the body
- H. DURABLE OVEN-CURED COAT**
finish painted black
- I. ALL LED CLEARANCE AND MARKER LIGHTS**
for visibility and added safety

- J. UPGRADED REAR MOUNT LIGHTING SYSTEM**
features LED S/T/T and B/U, LED strobe option* with (8) selectable patterns, and built-in reflectivity for additional safety**
*Additional wire harness required for strobe lights
**Lights covered by 3-year limited warranty
- K. CONTINUOUS STAINLESS STEEL HINGES**
are pry-proof and corrosion-resistant
- L. AUTOMOTIVE QUALITY, ROTARY-STYLE LATCHES**
make opening and closing easy
- M. FULL HEIGHT SLAM TAILGATE**
with center mounted release handle
- N. B&W TURNOVERBALL®**
rated at 30,000 lbs. gross trailer weight, with 7500 lb. tongue weight
- O. GALVANNEAL FENDERETTES**
are welded on
- P. 7" DEEP REAR STEP**
makes accessing cargo area safe and easy

FEATURES NOT SHOWN

- 12-GAUGE FORMED CROSS SILLS**
3" formed
- 250-LB. CAPACITY SHELVES MADE OF SPANGLED STEEL**
(2 in each front vertical compartment)
- DOUBLE-SPRING OVER-CENTER DOOR RETAINER**
eliminates involuntary door swing
- ELECTRODEPOSITION PRIME-PAINT SYSTEM**
provides superior corrosion resistance
- INTERIOR COVER**
protects internal latch from damage
- ADJUSTABLE SECURITY RING STRIKERS**
provide a weather-tight seal
- NEOPRENE DOOR SEALS**
protect compartments from the weather



POPULAR OPTIONS

PGTB / PGNC



ROUGHNECK CONTRACTOR PACKAGE

Underbody toolboxes do not apply for PGTC



4" REMOVABLE SIDE BOARDS



ABOVE BODY AND UNDERBODY TOOLBOXES

Underbody toolboxes do not apply for PGTC



3/16" TREAD PLATE FLOOR

REQUEST A QUOTE



Visit knapheide.com/quote and fill out the form to receive a quote and additional product information.





REQUEST A QUOTE



Visit knapheide.com/quote and fill out the form to receive a quote and additional product information.

POPULAR OPTIONS

P G T D



3/16" TREAD PLATE FLOOR



**ADDITIONAL ALUMINUM
TREAD PLATE OVERLAY**



**LED COMPARTMENT
LIGHTS**



CARGO D-RINGS



**C-TECH
DRAWER SETS**



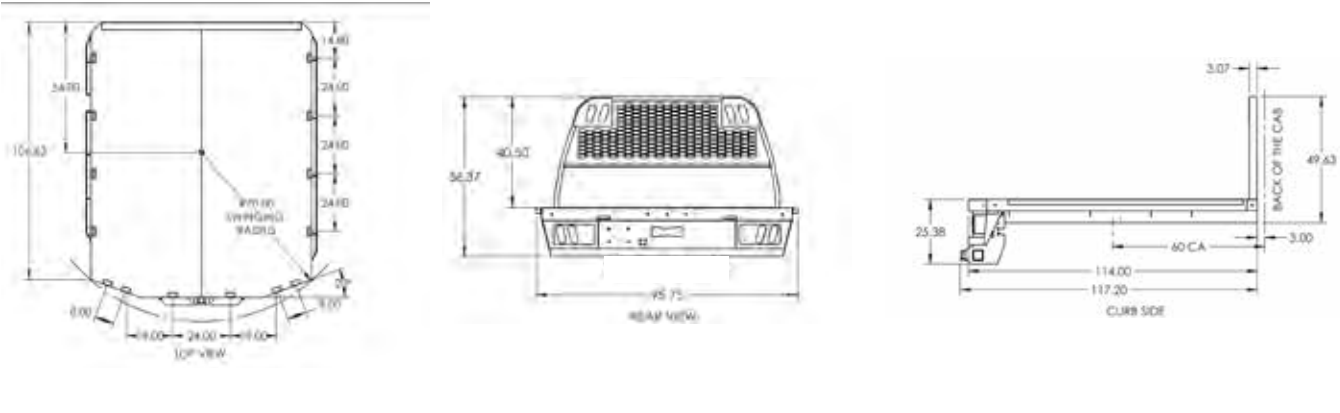
POWER LOCKS

MODEL OPTIONS

PGTB

MODEL	LENGTH	WIDTH	WEIGHT	APPLICATION	SWING RADIUS	LONG SILL SPACING
PGTB-768-G	7'6"	84"	793 lb.	42" CA SRW	60"	42"
PGTB-898-G	8'9"	84"	894 lb.	56" CA SRW	60"	42"
PGTB-89-G	8'9"	96"	955 lb.	56" CA DRW	63"	42"
PGTB-96	9'6"	96"	989 lb.	60" CA DRW	70"	34"
PGTB-116	11'6"	96"	1,144 lb.	84" CA DRW	70"	34"
PGTB-96-MD	9'6"	96"	1,008 lb.	60" CA DRW	70"	34"
PGTB-116-MD	11'6"	96"	1,164 lb.	84" CA DRW	70"	34"

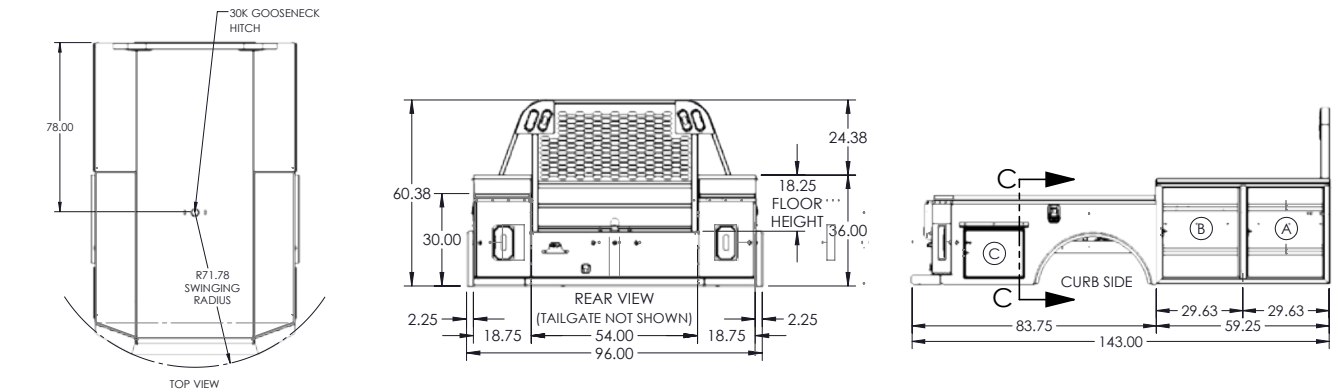
NOTE: PGTB-768-G chassis require a GVWR over 10,000 lbs. for box removal



PGTD

MODEL	LENGTH	WIDTH	WEIGHT	APPLICATION	SWING RADIUS	LONG SILL SPACING
PGTD-748-G	7'4"	80"	1,279 lb	42" CA SRW	63"	42"
PGTD-878-G	8'7"	80"	1,446 lb	56" CA SRW	63"	42"
PGTD-87-G	8'7"	96"	1,571 lb	56" CA DRW	67"	42"
PGTD-948	9'4"	80"	1,510 lb	60" CA SRW	72"	34"
PGTD-94	9'4"	96"	1,641 lb	60" CA DRW	72"	34"
PGTD-94-MD	9'4"	96"	1,654 lb	60" CA DRW	72"	34"
PGTD-114	11'4"	96"	1,969 lb	84" CA DRW	72"	34"
PGTD-114-MD	11'4"	96"	1,982 lb	84" CA DRW	72"	34"

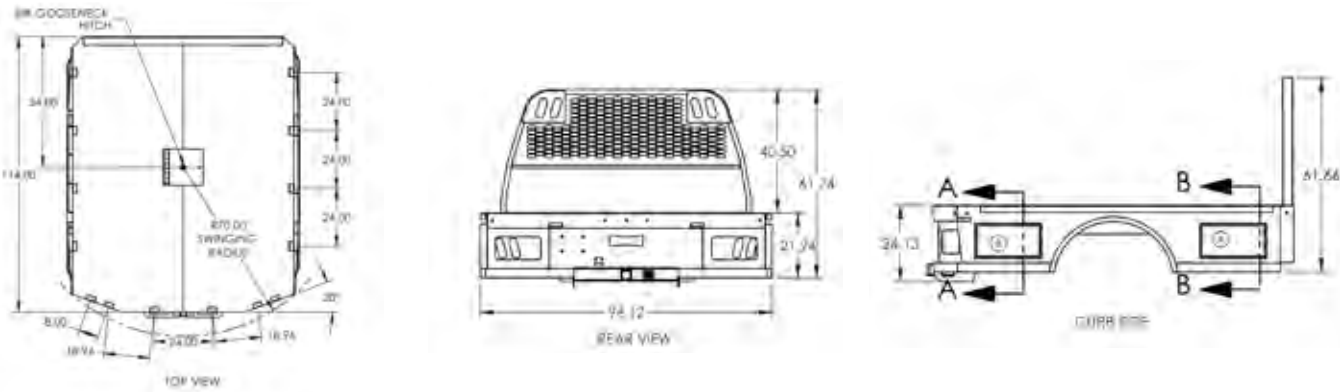
NOTE: PGTD-748-G chassis require a GVWR over 10,000 lbs. for box removal



PGNC

MODEL	LENGTH	WIDTH	WEIGHT	APPLICATION	SWING RADIUS	LONG SILL SPACING
PGNC-768-G	7'6"	84"	1,056 lb.	42" CA SRW	60"	42"
PGNC-898-G	8'9"	84"	1,160 lb.	56" CA SRW	60"	42"
PGNC-89-G	8'9"	96"	1,281 lb.	56" CA DRW	63"	42"
PGNC-96	9'6"	96"	1,411lb.	60" CA DRW	70"	34"
PGNC-116	11'6"	96"	1,678 lb.	84" CA DRW	70"	34"
PGNC-96-MD	9'6"	96"	1,438 lb.	60" CA DRW	70"	34"
PGNC-116-MD	11'6"	96"	1,705 lb.	84" CA DRW	70"	34"

NOTE: PGTC-768-G chassis require a GVWR over 10,000 lbs. for box removal



PGTB-116
*Body may be shown with optional features

COMMITMENT TO CORROSION RESISTANCE

Corrosion won't be a concern when you buy quality Knapheide products. To give you the best corrosion protection, we utilize a state-of-the-art, custom-designed, 12-step, SST cathodic electrodeposition finishing system, called "E-Coat."

It bonds prime paint to steel by an electroplating process to give you a superior coat of primer, resulting in better corrosion protection compared to spraying methods.

This system allows us to create products with the highest level of corrosion resistance available.



FOLLOW US
LIKE US
TAG US



THREE YEAR, LIMITED TIME WARRANTY



**NO RUST
THROUGH**



**FREE FROM
DEFECTS IN
WORKMANSHIP**



**FREE FROM
DEFECTS IN
MATERIALS**

TO LEARN MORE VISIT
www.knapheide.com/warranty



NEVER SETTLE

If you are going to be a leader, it takes more than building a high-quality product. It means never being totally satisfied with that product, no matter how high quality it may be. It requires constant vigilance and a willingness to take a chance on something new. And it means exceeding expectations every time. As the industry changes, one thing never will—our commitment to making customers like you as productive and efficient as possible. We know you don't settle, and we don't either. That's why we want you never to settle for anything less than Knapheide on the back of your truck.

KNAPHEIDE. NEVER SETTLE.



The Knapheide Manufacturing Company
1848 Westphalia Strasse | Quincy, IL 62305
217-222-7131
www.knapheide.com