



ADRIAN STEEL®

Cargo Management Solutions for Commercial Vehicles




**EXPRESS & SAVANA
PRODUCT CATALOG**



ENGINEERED AND MANUFACTURED IN MICHIGAN, BY AMERICANS.

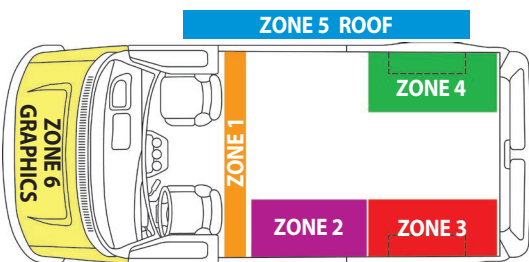
Our goal is to make work safer and more efficient for vehicle operators. We do this through customized upfits and ergonomic products that reduce inefficiencies and risk of injury.

Built for hard workers, our products are specifically designed to stand the test of time, in all climates, to provide reliable functionality for the life of the vehicle. At only less than 1% quality claims annually, we take pride in providing you the best American-Made products on the market backed by our 3-year/36,000 mile warranty.



CHEVROLET/GMC UPFIT INCENTIVES:

**\$500-\$1,200 FOR
EXPRESS/SAVANA**



Plan Your Van

ZONE 1 PARTITION

- Choose between a Steel, Wire or Composite Partition.

ZONES 2, 3, 4 CURBSIDE & STREETSIDE

- Use layout diagrams to determine the amount of space available.
- Choose from a variety of shelving units and modules that will best organize the tools and equipment you need to carry.
- Or, choose a Work Ready Upfit, complete with a trade specific, pre-designed interior

ZONE 5 ROOF

- What do you need to carry?
- Choose from Drop Down, Grip-Lock, and Utility racks.
- Add rack accessories including step ladder kits, ratchet straps, conduit carriers and more.

ZONE 6 VEHICLE GRAPHICS

- Stand out in the crowd!
- Vehicle graphics are the most cost effective form of advertising!

ADDITIONAL STORAGE

- Determine the space needed for specialty equipment.
- Add accessories to shelving and partition
- Hooks, drawers, files, screens, and more.

Need some help?
Contact your local distributor!
They can provide a wealth of information about utilizing the cargo space in your work van.
Find your local distributor online at adriansteel.com.



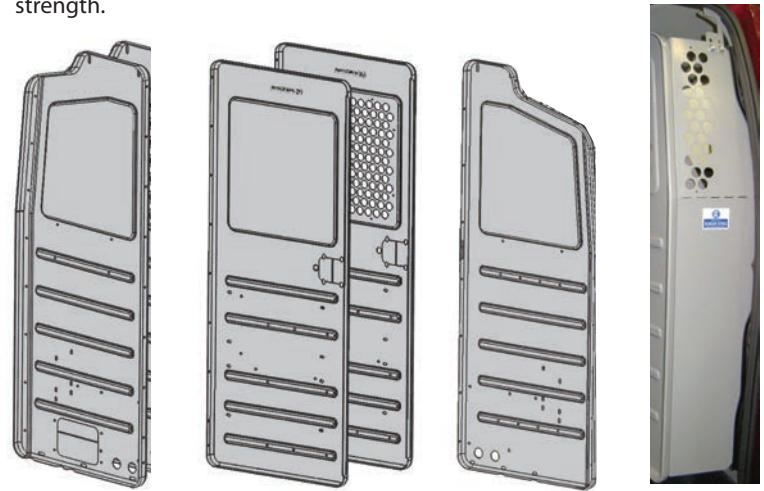
ADRIAN STEEL PARTITIONS KEEP CARGO WHERE IT BELONGS, IN THE CARGO AREA!

Partitions are sold as panel kits and wing kits. Please see application chart below to confirm the appropriate panel kit and wing kit for your vehicle. Partition panel kits and wing kits include assembly and installation fasteners for base van trim level. Higher trim levels may require modifying trim or partition. Wing kits are available in a standard position or an extended position for more leg room.

S-M-C SERIES PARTITIONS FOR EXPRESS & SAVANA VANS

- Choose from solid or perforated panels.
- Partition mounts behind the B-pillar allowing for maximum cab comfort.
- Center M panels can be fixed or hinged with a key-locking door. All hinged door partitions come standard with two 6" hinges, bulb seal and a slam latch. These features reduce vibration noise.
- Partitions feature pre-drilled holes for adding accessories easily, and larger pass-through holes for routing wiring.
- Stamped steel panels reduce product weight without sacrificing strength.

MODEL	DESCRIPTION	STEEL PARTITION MOUNTING KIT W/ VISIBILITY
FIXED CENTER PANEL		
S1M1C1FSV	Solid panels	WKC1FSVGM WKC1FSVGM3
S1M2C2FSV	Center and Curb panels w/ visibility	WKC1FSVGM WKC1FSVGM3
HINGED CENTER PANEL "DOOR"		
S1M1HC1FSV	All panels are solid	WKC1FSVGM WKC1FSVGM3
S1M2HC2FSV	Center and Curb panels w/ visibility	WKC1FSVGM WKC1FSVGM3



S1 Solid
Panels mount behind driver seat.

M1 Solid
M2 Perforated Top
Fixed center panels can be hinged as key-locking doors

C1 Solid
Panels mount behind passenger seat.

Wing Kits
Available as standard setback or with extra 3" setback.

Note: Extended wing kits reduce the amount of cargo space. Please confirm the interior layout of the van package to confirm that the extended wing kit has adequate room needed for installation. 3" extended wings not compatible with GM Pro/Access vans.

ACCESSORIES



PART #	DESCRIPTION
1	TA1 4-Hook Bar
2	PDK1 Door Kit
3	PA7 Reflector Kit
	PA8 Fire Extinguisher
4	PA9 First Aid Tray
5	PA10 File Holder

PART #	DESCRIPTION
6	PA5-2 Climate Control Panel
7	PA5-6GMS Climate Control Panel

FOR A MORE COMFORTABLE MOBILE OFFICE

NEW COMPOSITE PARTITION FOR GM FULL SIZE VAN


Your mobile office is now more comfortable with an Adrian Steel composite partition. Sound deadening reduces driver distractions. Climate control reduces vehicle idle time for warm up and cool down. Generous leg room for less stress behind the wheel. The integrated steel frame provides the same level of performance that you are accustomed to from Adrian Steel.



- Available with or without a clear poly rear-view window.
- Add hooks along the integrated AD rail.
- Features a mounting location by the door for a fire extinguisher (not included.)

PARGM - Composite Partition w/ Visibility

PARGM-NW - Composite Partition





ADJUSTABLE SERIES (AD)



Available for Express/Savana

Tools, equipment and cargo come in all shapes and sizes. Until now, there hasn't been a shelving unit that is truly adjustable. The ADseries can be adjusted with a screwdriver in a matter of minutes. Simply remove the front shelf bolts and move the shelf where you need it.

All Shelves: Lip up 100 lbs or Lip Down 200 lbs. capacity each when evenly distributed.

ADD ACCESSORIES

Businesses change over time and your van interior should be able to change with your needs. Plug and Play shelves have prepunched holes that allow adding storage solutions easily! ADseries dividers simply snap in place, drawer units and door kits simply bolt into place. Many Adrian Steel accessories can be added to the ADseries shelving with the rail adapter kits and end panel brackets.



MODEL	SIZE	DESCRIPTION
AD32FP	32"W x 46"H x 14"D	fits Express/Savana/City Express
AD44FP	44"W x 46"H x 14"D	fits Express/Savana
AD50FP	50"W x 46"H x 14"D	fits Express/Savana
RKFSVLWB	Mounting Rail Kit	fits Express/Savana
RKFSVXLWB	Mounting Rail Kit	fits Express/Savana



MODEL	SIZE/DESCRIPTION
DV14C1	Shelf Divider
DV14C8	14" Shelf Dividers
DK3010	Door Kit
DK4208	Door Kit w/ Open Back
DK4210	Door Kit w/ Open Back
DK4808	Door Kit
DK4810	Door Kit
BRK14EPS	End Panel Mounting Bracket
RKA1	Rail Kit Adapter/See list at right
RKA3	Rail Kit Adapter3/See list at right
RKA4	Rail Kit Adapter4/See list at right
RKA919	Drawer Riser Kit
35325-G	32" Long Shelf
35327-G	44" Long Shelf
35328-G	50" Long Shelf

RKA3 – Rail Adapter Kit3
Use with: #1, #12, #2, #8, DC Units, 17A, TA19, TA5

RKA4 – Rail Adapter Kit4
Use with: CL1446R, #40, KD Shelving Units, #33W, JD Shelving

BRK14EPS – End Panel Mounting Bracket. Use with: 17A, CB5, 43, TA19, WRH5, UH10/50, PA9, PA8, ACT3/4, PA7, TH30, TH50, TA5

Note: Rails are not included with the shelf units. Rail kits must be ordered separately.

Note: Shelves have the following weight ratings:

- Shelves positioned with the shelf lip facing up have a rating of 100 lbs. per shelf evenly distributed.
- Shelves positioned with the shelf lip facing down have a rating of 200 lbs. per shelf evenly distributed.

WELDED SERIES

Available for Express/Savana

The 44 Series Welded Shelving feature welded shelves, back panels and end panels.

All Shelves: 125 lbs. evenly distributed.



MODEL	OVERALL SIZE
4432	32"W x 14"D x 46"H
4442	42"W x 14"D x 46"H
4450	50"W x 14"D x 46"H
ACCESSORIES	
DV44U1	Top Shelf Divider (single)
DV44U4	Top Shelf Divider Kit (4 pack)
DV44U	Top Shelf Divider Kit (8 pack)
DV44L1	Lower Shelf Divider (single)
DV44L4	Lower Shelf Divider Kit (4 pack)
DK532	Door Kit w/ Back Panel
DK544	Door Kit
DK550	Door Kit
28	Parts Bin



HEAVY DUTY SERIES (HD)

Available for Express/Savana

The HD shelving units feature adjustable shelves with bolts in the front and the rear of the shelving unit. They have two 4" lip shelves that are ideal for keeping your cargo contained and off the floor. The top of the unit has a 2" shelf lip that is perfect for containing smaller, lighter items.

1" Lip Top Shelf: 75 lbs. capacity

4" Lip Shelves: 220 lbs. capacity each when evenly distributed.

MODEL	OVERALL SIZE	DOOR KIT
HD-32FP	32"W x 46"H x 14"D	DK532
HD-42FP	42"W x 46"H x 14"D	DK542, DK544
HD-52FP	52"W x 46"H x 14"D	DK552



JUMBO DEEP SERIES (JD)

Available for Express/Savana

The JD Series is our deepest shelf unit available. They have reinforced shelf bottoms for added strength and 4" high shelf fronts to contain your items.

1" Lip Top Shelf (when applicable): 75 lbs. capacity.

4" Lip Shelves: 290 lbs. capacity each when evenly distributed.

MODEL	OVERALL SIZE
JD42FP	42"W x 46"H x 18"D
JD52FP	52"W x 46"H x 18"D
JD48FP	48"W x 48"H x 24"D
JD60FP	60"W x 48"H x 24"D




16" DEEP SHELVING

Available for Express/Savana

We took our Heavy-Duty Series of shelving to the next level with our 16" Deep Shelving. Enjoy more storage capacity without sacrificing aisle space with the increased shelf depth and contoured end panel design. You can safely contain wire and cable boxes, commercial storage cases, job-site consumables, and more.


12" Top Shelf: 75 lbs.

All Other Shelves: 125 lbs. when evenly distributed.



SOLID END PANELS

HD-1632GM	32"W x 50"H x 16"D
HD-1640GM	40"W x 50"H x 16"D
HD-1644GM	44"W x 50"H x 16"D
HD-1650GM	50"W x 50"H x 16"D
HD-1660GM	60"W x 50"H x 16"D



CONDUIT CUTOUT END PANELS

HD-1632GMC	32"W x 50"H x 16"D
HD-1640GMC	40"W x 50"H x 16"D
HD-1644GMC	44"W x 50"H x 16"D
HD-1650GMC	50"W x 50"H x 16"D
HD-1660GMC	60"W x 50"H x 16"D



Wheel-well Pipe Tray (8" Deep)		Wheel-well Shelf (8" Deep)	
PT32	32" Wheel-well Pipe Tray	SF20832XCK	32" Wheel-well Shelf
PT40	40" Wheel-well Pipe Tray	SF20840XCK	40" Wheel-well Shelf
PT44	44" Wheel-well Pipe Tray	SF20844XCK	44" Wheel-well Shelf
PT50	50" Wheel-well Pipe Tray	SF20850XCK	50" Wheel-well Shelf
PT55	55" Wheel-well Pipe Tray	SF20860XCK	60" Wheel-well Shelf
PT60	60" Wheel-well Pipe Tray		
80-FSV	10" Under-shelf Conduit Tray		

STORAGE MODULES ARE USEFUL COMBINATIONS OF SHELVING AND STORAGE.

When you need a variety of parts and tools to do the job, it is essential that you have them organized and easily accessible. Offering a variety of storage and workbench combinations, Adrian Steel Modules are the key to efficiency when working out of your van.

MD507 SHELF AND DRAWER MODULE

MD507 INCLUDES:

9	4-Drawer Unit w/ Lock
18	Welded 3-Shelf Unit w/ Dividers
19	2-Drawer Unit w/ Lock
40	Wheelwell Bin w/ Lock
43	3-Shelf Literature Rack

42"W x 46.5"H x 14"D



MD506 SHELF AND DRAWER MODULE

MD506 INCLUDES:

9	4-Drawer Unit w/ Lock
12	Adjustable Single Shelf Cabinet w/Lock (2)
19	2-Drawer Unit w/ Lock
40	Wheelwell Bin w/ Lock
43	3-Shelf Literature Rack

42"W x 46.5"H x 14"D



MD508 WORKBENCH MODULE

MD508 INCLUDES:

9	4-Drawer Unit w/ Lock
19	2-Drawer Unit w/ Lock
40	Wheelwell Bin w/ Lock
60105	Workbench Top

42"W x 26"H x 14/18"D




MD509 WORKBENCH MODULE

MD509 INCLUDES:

8	3-Drawer Unit (2)
40	Wheelwell Bin w/ Lock
60105	Workbench Top
CB2	2-Book File

42"W x 31"H x 14/18"D



Ergonomic key machine base

17A Catalog File

WORKBENCH MODULE FOR LOW, MEDIUM & HIGH ROOF

The MD608 Workbench Module features 84" of work top surface perfect for any mobile workshop. Shown with optional 17A 6-Shelf Catalog File and floor Rail Kit.

MD608 INCLUDES:


KMB36	Key Machine Base
60105	Workbench Top (2)
9	4-Drawer Unit w/ Lock (2)
19	2-Drawer Unit w/ Lock (2)
40	Wheelwell Bin w/ Lock
14	Step Stool

Storage Modules are designed to fit over wheelwells of GM full size vans.

Visit AdrianSteel.com to see more Storage Modules.

SPECIFIC JOBS DEMAND SPECIFIC STORAGE SOLUTIONS.

Cabinet and Drawer Modules provide secure storage for large and small tools and parts. The modular design allows you to get what you need now and the ability to add more when you need it. Whatever the job demands, Adrian has the storage solutions to transport your gear safely and securely.



TA19

Vented gas storage solutions

TANK CABINETS

- Provide vented storage for Propane, Mapp gas or CO2 tanks.
- Cabinets feature a full door gasket with two snap latches for positive door closure.
- Interior cabinet cradle and retaining straps (foam yokes for TA19) secure tanks and prevent movement.
- Floor vent and tubing are included for exhausting fumes.
- Propane cabinets store 20, 30 or 40 lb. tanks.
- Mapp Gas Cabinets store 6 1/2" diameter tanks.
- CO2 Tank Cabinets store 20 lb. cylinders.

MODEL	DESCRIPTION	CABINET SIZE
TA19	Compressed Gas Tank Cabinet	13"W x 32"H x 12-1/2"D

SHELF CABINETS

- Available in 12" and 18" front to rear lengths
- Can be used free standing or stacked with our lockable drawer units.
- Feature locking recessed tee-handles for secure storage and receive a durable gray powder coat finish.
- Cabinets feature an open side and can be combined for side-by-side use holding items up to 35" long.
- Optional end panel can be added to close off side when required.
- Include an adjustable shelf that can be removed
- Cabinets provide a solid surface to stack modular drawers, cabinets and bins.



Folding T handles don't stick out into aisles.

MODEL	DESCRIPTION	CABINET SIZE
1	Adjustable Single Shelf Cabinet w/Lock	18"W x 22"H x 18"L
12	Adjustable Single Shelf Cabinet w/Lock	18"W x 22"H x 12"L
1A	Cabinet Shelf	No. 1
12A	Cabinet End Panel	No.12



40

40 WHEEL WELL COVER CABINET

- Wheel well cover cabinets are designed with an open back and bottom.
- Serves as an enclosure for rear wheel wells.
- Provides a solid surface to stack modular drawers, cabinets and bins.
- Cabinets come with locking recessed tee-handles for secure storage.
- Finished with a durable gray powder coat finish.
- Cabinet size 42"W x 12.5"H x 14"L



CL1446R


CABINET LOCKERS

- Full-door Lockers feature a 46" high storage space with 3 removable shelves.
- Short-door Lockers feature a 33" high storage area and with 2 removable shelves.
- Locker doors are reversible for flexibility and feature locked recessed T-handles for security.
- Cabinet Lockers taper from 14" to 12" from front to back in depth at top and bottom to maximize aisle space.

MODEL	DESCRIPTION	CABINET SIZE
CL1446R	Adjustable 3-Shelf Cabinet w/ Lock	18"W x 46"H x 14"D



2.5" deep drawers come with ABS divided and removable trays perfect for small parts.




Latched & Locked Latched & Unlocked Drawers Unlatched Drawers Open

MODEL	DESCRIPTION	DRAWER SIZE (QTY.)
19	2-Drawer Unit w/ Lock	16"W x 5"D x 11-1/2"L (2)
919	3-Drawer Unit w/ Lock	16"W x 2-1/2"D x 11-1/2"L (2) 16"W x 5"D x 11-1/2"L (1)
9	4-Drawer Unit w/ Lock	16"W x 2-1/2"D x 11-1/2"L (4)
27	Drawer Divider Assembly	19 or 919 Drawer (1)
26105-0	Formed Tray	

Steel outer cabinet measures 18"W x 12"H x 12"L.

DRAWER UNITS – LOCK 'N LATCH SYSTEM

- Our exclusive Lock 'n Latch system provides a choice of drawers open, drawers retained or drawers locked position.
- Drawers are made of an engineered composite material for durability with heavy-duty drawer glides for support and smoother drawer operation.
- The drawer glides significantly increase the ease of use when opening and closing the drawer units. They all but eliminate the rattle noise of the drawers when the driving the vehicle.
- Drawers and glides can be repositioned within cabinet for increased flexibility.
- Divide 5" deep drawers into compartments using optional metal "egg crate" dividers.



DRAWER COMPONENTS

- Organize small parts with our flexible and rugged composite Drawer Components.
- Drawer retention stops prevent drawers from opening while the vehicle is in transit.
- Made of a hi-impact polymer for a quiet operation.
- Each drawer comes with 2 dividers and 7 divider slots.
- Interlocking feature allows up to 2 units stacked vertically or multiple units horizontally.
- Choose from Adrian Steel's pre-configured drawer systems or create your own drawer system from the base models.

MODEL	DESCRIPTION	OVERALL SIZE
DC6	3-Drawer Unit	6"W x 12"H x 12"D
DC12	3-Drawer Unit	12"W x 12"H x 12"D
31160-0	Divider for DC6	
31161-0	Divider for DC12	

5lb. weight capacity per drawer.



#2 Cabinet Size
18"W x 24"H x 18"L

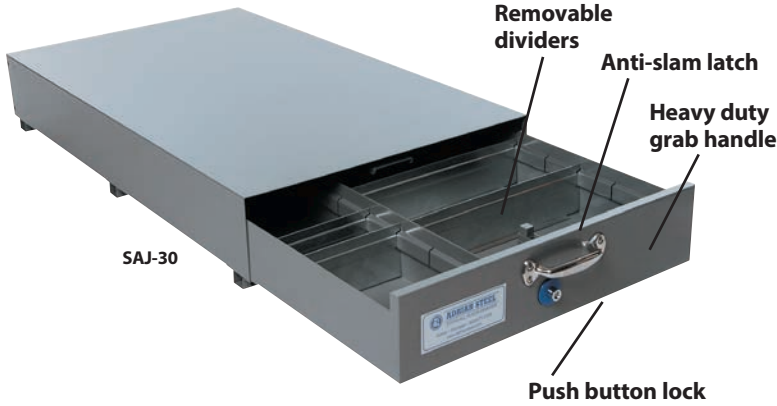
#8 Cabinet Size
18"W x 18"H x 12"L

DRAWER UNITS – LOCKING HINGE AND HASP

- Drawers are welded and have reinforced drawer slides for strength.
- Can be locked with a padlock (not included) for security.

MODEL	DESCRIPTION	DRAWER SIZE (QTY.)
8	3-Drawer Unit	16"W x 5"D x 11-1/2"L (3)
2	4-Drawer Unit	16"W x 5"D x 17-1/2"L (4)

ADRIAN'S FLOOR DRAWER IS THE FINEST FLOOR STORAGE UNIT YOU CAN BUY.



- 14 Gauge steel outer cabinets are constructed with top channel cross support members for strength and rigidity.
- Drawers are constructed with double sidewalls to prevent bowing and to accommodate items up to 48" in length.
- The anti-slam latch stops drawers from completely closing without positive latch activation.
- Heavy-duty grab handle and push button lock allows for comfortable, one-handed drawer operation.
- Durable powder coat finish will provide years of rugged service.
- Easy glide drawers with full width recessed conveyor roller at front and hardened steel roller bearings at rear.
- Install at rear or side doors, and units can be stacked.



FLOOR DRAWER DEEP SERIES

MODEL	DESCRIPTION	CABINET SIZE	DRAWER SIZE	DIVIDER (QTY.)
SA-10	Single Compartment Floor Drawer	10"W x 12"H x 51-1/2"D	9-5/8"W x 8-1/2"H x 48-1/2"D	DV9(5)
SA-20	Single Compartment Floor Drawer	20"W x 12"H x 51-1/2"D	19-5/8"W x 8-1/2"H x 48-1/2"D	DV19(5)
SA-40	Triple Compartment Floor Drawer	40"W x 12"H x 51-1/2"D	9-5/8"W x 8-1/2"H x 48-1/2"D (2) 19-5/8"W x 8-1/2"H x 48-1/2"D	DV9(10) DV19(5)

Floor Drawer Dividers are available and are sold individually.



FLOOR DRAWER SHALLOW SERIES Floor Drawer quality in a lower profile

MODEL	DESCRIPTION	CABINET SIZE	DRAWER SIZE	DIVIDER (QTY.)
SAJ-10	Single Compartment Floor Drawer	10"W x 8-1/2"H x 51-1/2"D	9-5/8"W x 5-1/4"H x 48-1/2"D	DVJ9(5)
SAJ-20	Single Compartment Floor Drawer	20"W x 8-1/2"H x 51-1/2"D	19-5/8"W x 5-1/4"H x 48-1/2"D	DVJ19(5)
SAJ-30	Double Compartment Floor Drawer	30"W x 8-1/2"H x 51-1/2"D	9-5/8"W x 5-1/4"H x 48-1/2"D 19-5/8"W x 5-1/4"H x 48-1/2"D	DVJ9(5)
SAJ-40	Triple Compartment Floor Drawer	40"W x 8-1/2"H x 51-1/2"D	9-5/8"W x 5-1/4"H x 48-1/2"D (2)	DVJ9(10)

KEEP WORK ORDERS AND INVOICES ORGANIZED AND SECURE WITH ADRIAN'S STORAGE FILES.

TDC12 Tech Desk



Tech Desk Center Console

- Lid tray with non-slip coating to protect your electronics from sliding while driving.
- Ignition triggered USB ports keep your electronics charged without draining your vehicle battery.
- Interior LED lights make it easy to see your stored materials.
- Non-slip internal organization to protect electronics from banging against metal during your commute.
- Lockable lid keeps your valuable electronics safe and secure when you're away from your vehicle.
- Easy access to your clip board.



CCD12 Center Console

CCDLTH Center Console Laptop Holder

CCDHF12 Center Console Hanging File

ADRIAN'S BLUE BIN SYSTEM IS PERFECT FOR VISUAL INVENTORY MANAGEMENT.

- 6" and 12" bins maximize the ADseries shelf space.
- The bins can nest on top of each other when at the job site or in the warehouse getting filled to go.
- Add a label to the front so you can find parts quickly
- Each bin can accommodate one optional divider.



SBIN120614




SBIN060614



MODEL	DESCRIPTION
SBIN060614	Snap In Bin
SBIN120614	Snap In Bin
SBINDIV	Snap In Bin Divider
SRAILAD32	Shelf Rail for AD32FP
SRAILAD42	Shelf Rail for AD42FP
SRAILAD44	Shelf Rail for AD44FP
SRAILAD50	Shelf Rail for AD50FP

PROTECT YOUR VAN AND CARGO WITH ADRIAN STEEL FLOOR MATS.



Floor Mats are die-cut for wheelwells and meet flammability test MVSS 302. Made of 3/16" rubber, diamond corrugated pattern. Side stepwell and seat pedestals require some trimming.

88-2 Workmat

88-9 Workmat Kit

BE MORE EFFICIENT WITH INVENTORY THAT IS READY TO GO WHEN AND WHERE YOU ARE.

Versatile, lightweight, durable, convenient and mobile - these **Portable Parts Cases** are perfect for the tech who needs to carry small parts and inventory to the jobsite.

The impact resistant body can be organized with the included adjustable dividers. The see-through lids with snap latches make identifying contents easy.

PPCS 14" x 14" x 3.75"

PPCL 14" x 14" x 6.25"

DVPPCS 9-Pack of Dividers for PPCS



CH-EP
15.5" x 11.25" x 37.5"

* FIRST AID KIT
NOT INCLUDED



CHPPC5SM
16.5" x 14" x 35"

* FIRST AID KIT
NOT INCLUDED



Add a single **CH1514SGL 15" x 14" x 12"** or double **CH-1514DBL 15" x 14" x 12"** **Case Holder** to an existing shelf to house included cases that stay put while in transport.

INCORPORATE THE PORTABLE PARTS CASES INTO YOUR VAN WITH THE STORAGE OPTION THAT FITS YOUR NEED.

Three different **Case Holder** options give you the ability to house multiple Portable Parts Cases near the vehicle door for easy access to grab-and-go. The **CH-EP** and **CHPPC5SM** include a tray that holds an optional first aid kit and feature slanted shelves.

The **CHPPC4S** includes four PPCS cases and each shelf has a retaining lip to keep cases in place.



CHPPC4S
14 3/8" x 14 3/8" x 18"

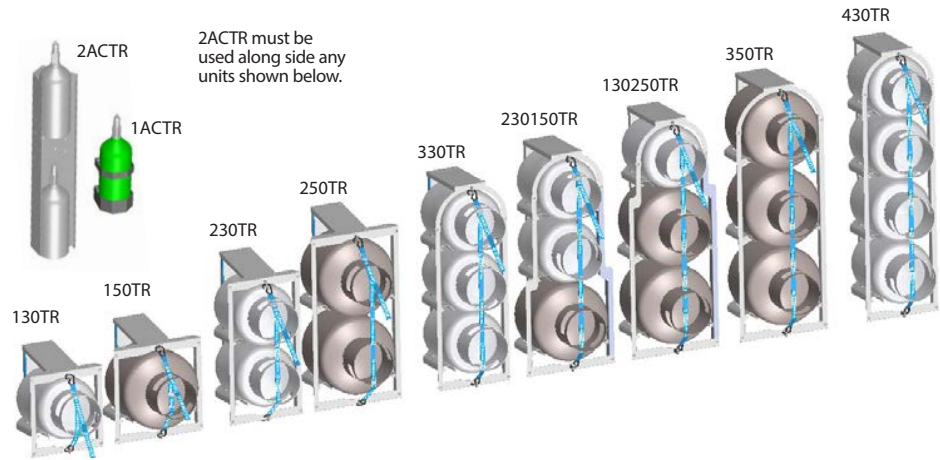


ERGONOMIC TANK RACK SYSTEM

OUR MOST FLEXIBLE AND ERGONOMIC TANK RACK SYSTEM, EVER.

The all-new Adrian Steel EZLoad™ Tank Racks are a revolution in design, ergonomics, and real-life use. The modular, patent pending design allows you to build a perfect configuration of 30-50 lb. tanks and/or acetylene tank options based on what you need carry. You can stack, mix and match or add top trays to find the best configuration for your business. This system is designed to be installed at the rear or side doors at a 45° angle providing you the most ergonomic access to your tanks. This helps prevent back and shoulder injuries when loading/unloading full or empty tanks.

MODEL	HOLDS
130TR	(1) 30 lb. Tank
230TR	(2) 30 lb. Tank
330TR	(3) 30 lb. Tank
430TR	(4) 30 lb. Tank
150TR	(1) 50 lb. Tank
250TR	(2) 50 lb. Tank
350TR	(3) 50 lb. Tank
130150TR	(1) 30 lb. (1) 50 lb. Tank
130250TR	(1) 30 lb. (2) 50 lb. Tank
230150TR	(2) 30 lb. (1) 50 lb. Tank
ACETYLENE TANKS	
1ACTR	(1) Acetylene Tank Holder
2ACTR	(2) Acetylene Tank Holder
BAGSTEPRD	Stacking Fastener Bag *MUST HAVE IF STACKING UNITS
SHELVES	
TRSHELF30	Shelf for 30 lb. Tank Rack. 1" Lip
TR4SHELF30	Shelf for 40 lb. Tank Rack. 4" Lip
DVTR4SHELF	4" Shelf Divider for TR4SHELF30
TRSHLFRKTK	Shelf Bracket, Required to install shelves






Please confirm the location of the tank rack and tray, some interior locations will not accommodate the tray due to the contour of the vehicle.



CARGO ACCESSORIES

These products are designed to create an organized solution for Aerosol Cans, Caulk Tubes, Gas Cylinders and other miscellaneous cargo.

Item	Model	Description	Width	Depth	Height
1	DST21	Door Storage Tray	20"	4"	8"
2	DT21	Door Tray, No Lid	20"	4"	4"
3	DTL21	Door Tray Lid for DT21 only	18"	4"	.5"
4	DTWL21	Door Tray w/ Latching Lid	20"	4"	4"
5	66246	Open Storage Box Tray, 24"	24"	5"	4.75"
6	66206	Open Storage Box Tray, 14"	14"	5"	4.75"
7	ACT3	3-Place Aerosol Can Holder	12"	4"	7"
8	ACT4	4-Place Aerosol Can Holder	15.5"	4"	7"
9	66761	Gas Cylinder/Spray Bottle Holder, Small	14"	5"	10"
10	66764	Gas Cylinder/Spray Bottle Holder, Large	24"	5"	10"
11	CHS5	5-Slot Caulk Tube Holder, 10 oz.	14"	3.5"	8.5"
12	CHS8	8-Slot Caulk Tube Holder, 10 oz.	23"	3.5"	8.5"
13	CHL4	4-Slot Caulk Tube Holder, 29 oz.	14"	5"	9.5"
14	CHL7	7-Slot Caulk Tube Holder, 29 oz.	23"	5"	9.5"
15	14	Step Stool	20"	13"	12"
16	UH10	Utility Hook, 1"	-	-	1"
17	UH25	Utility Hook, 2.5"	-	-	2.5"
18	UH50	Utility Hook, 5"	-	-	5"
19	TA1WAD	4-Hook Bar	12"	2"	4.5"
20	TA2	Hard Hat Holder	10.5"	2.5"	9"
21	66881	Instant Folding Work Table	24"	18"	-
22	VMA24F	Professionals Folding Vise, No Vise	-	24"	-
23	VMA24F-WV	Professionals Folding Vise, With Snap-On® Vise	-	24"	-
24	66241	Battery Charging Station	-	-	-
25	WRH5	Wire Reel Holder	12"	4"	25"
30	CB5	5-Slot Literature Holder	12"	2.5"	24"
31	CB7	7-Slot Literature Holder	14.75"	7"	29"
32	BH4	4-Slot Literature Holder	12.75"	2.5"	19.5"
33	17A	6-Shelf Catalog Holder	11"	12"	24"
34	60-21	Passenger Side Hinged Door Window Screen			
35	60-22	Passenger Side Hinged Door Window Screen			
36	60-23	Driver Side Rear Door Window Screen			
37	60-24	Passenger Side Rear Door Window Screen			
38	60-25	Passenger Side Sliding Door Window Screen			
39	60-26	Passenger Side Sliding Door Window Screen			
40	60-120	Driver Side Rear Door Window Screen			
41	60-121	Passenger Side Rear Door Window Screen			





UP TO 50% LIGHTER OPERATION

The ProLift™ is up to 50% easier to operate than comparable drop-down style ladder racks. This makes it the easiest and safest drop-down ladder rack system on the market. Using unique patent pending mechanical advantages and high-performance spring assist struts, ProLift™ raises and lowers ladders with an almost effortless pull, saving you time and energy while reducing back and shoulder injuries.

Built on Adrian Steel's new flagship Profile™ rack system, the ProLift™ is low profile, lightweight and built to last.

AVAILABLE IN STANDARD-DROP & MAX-DROP OPTIONS



Standard-Drop ProLift™ has a single function that lowers the ladder to a single set height. Uses hook brackets to hold and secure ladders.


Only available for full-size low roof and compact vans.



Max-Drop ProLift™ has a single function that lowers the ladder to a single set height and a secondary function that lowers the rear of the ladder even further to a safer more ergonomic height. Most similar to our previous DDLR drop down series.

Available for Low, Mid & High Roof Vans

		Part Number:	Description:	Vehicle Platform:
Standard-Drop	Full Rack	PLS61GM	Passenger Side Standard-Drop ProLift	Express / Savana 135" & 155"
	Full Rack	PLS63GM	Dual Side Standard-Drop ProLift	Express / Savana 135" & 155"
	Full Rack	PLS64GM	Combo Max-Drop & Grip-Lock Ladder Rack	Express / Savana 135" & 155"
	Component	PLSDDSLW	Driver Side Standard-Drop ProLift Kit	Express / Savana 135" & 155"
	Component	PLSDPSLW	Passenger Side Standard-Drop ProLift Kit	Express / Savana 135" & 155"
Max-Drop	Full Rack	PLM61GM	Passenger Side Max-Drop ProLift Ladder Rack	Express / Savana 135" & 155"
	Full Rack	PLM63GM	Dual Side Max-Drop ProLift Ladder Rack	Express / Savana 135" & 155"
	Full Rack	PLM64GM	Combo Max-Drop & Grip-Lock Ladder Rack	Express / Savana 135" & 155"
	Component	PLMDDSLW	Driver Side Max-Drop ProLift Kit	Express / Savana 135" & 155"
	Component	PLMDPSLW	Passenger Side Max-Drop ProLift Kit	Express / Savana 135" & 155"
Conduit Kits	Full Kit	70-1NGLR	4" End Caps for PVC Conduit Kit	Express / Savana 135" & 155"
	Full Kit	70-2NGLR	6" End Caps for PVC Conduit Kit	Express / Savana 135" & 155"
	Full Kit	80-1NGLR	10'6" Aluminum Conduit Kit	Express / Savana 135" & 155"
	Full Kit	80-2NGLR	12'6" Aluminum Conduit Kit	Express / Savana 135" & 155"



Double Max-Drop ProLift™ option shown.

1

LOCKABLE ATTACHED HANDLE

Prevents losing your ladder rack handle and wasting time obtaining a new one. Pad-Lock capable to prevent theft.



1

2

PULL ASSIST GAS SPRINGS

Dampens the load during operation to prevent damage to the vehicle while also reducing operating force.



2

3

RUGGED WEAR STRIPS

Protects and helps increase the life of your ladders.



3

4

ADJUSTABLE CLAMP PADS

Get a snug fit on any ladder with just a half inch wrench or ratchet/socket.



4

5

LADDER GUIDE / VAN GUARD

Help guide the ladder into the front bracket while also preventing damage to the van from the ladder.



5

6

SECONDARY SLIDE (MAX-DROP)

The secondary slide lowers the ladder to a lower more ergonomic reach height to prevent back and shoulder injuries during operation.



6

7

EASY RELEASE T-HANDLE (MAX-DROP)

Press and release with thumb to activate the secondary slide.

7




Gain better peace-of-mind with the new PROFILE™ Grip-Lock Ladder Rack. Simple one handle operation and adjustable clamping pads provide safe and easy operation with flexibility to carry a wide variety of ladders.

The 'Gorilla' of locking ladder systems. Rust-free, heavy duty aluminum construction with ultra-premium wear strips and long-lasting components.



LOAD ASSIST BRACKET

Integrated resting and rotational point to assist in loading and unloading ladders.



RUGGED WEAR STRIPS

Protects and helps increase the life of your ladders.



ADJUSTABLE CLAMP PADS

Get a snug fit on any ladder with just a half inch wrench or ratchet/socket.



LOCKABLE ATTACHED HANDLE

Pad-Lock capable to prevent theft.

(only available on low roof vehicles)



LADDER GUIDE / VAN GUARD

Help guide the ladder into the front load assist bracket while also preventing damage to the van from the ladder.



Part Number: Description:

Express / Savana

GL61GM Passenger Side Grip-Lock Ladder Rack
 GL63GM Dual Side Grip-Lock Ladder Rack

Components

GMMBK4W Mounting Feet Kit, 4-Pack
 1BARCW 58" Crossbar, Single
 2BARCW 58" Crossbar, 2-Pack
 GL-FSVDS Driver Side Grip-Lock Kit
 GL-FSVPS Passenger Side Grip-Lock Kit

Conduit Kits

70-1NGLR 4" End Caps for PVC Conduit Kit
 70-2NGLR 6" End Caps for PVC Conduit Kit
 80-1NGLR 10'6" Aluminum Conduit Kit
 80-2NGLR 12'6" Aluminum Conduit Kit



See it in action on AdrianSteel.com

Interior Ladder Storage



LADDER KEEPER

- Designed to be loaded from outside the vehicle with a spring loaded clamp.
- Clears your aisle space by getting your ladder off the floor.

LK8 fits Express/Savana 135" & 155", and can carry up to a 6 ft. ladder.

LKX fits Express/Savana 135" & 155", and can carry up to a 8 ft. ladder.



ILR - INTERIOR LADDER

OUT OF THE WAY, BUT NEVER OUT OF REACH.

When you transport your ladders within the cargo area of your van, you reduce the wear and tear on the ladder, and on yourself with easy to access and operate ladder storage solutions.

- Customers will appreciate your use of clean, well taken care of equipment rather than bringing the outside mess into their home.

Adrian Steel PROFILE™
HD Utility Rack.

The perfect rack for your business.

Select a pre-configured rack developed for common industry needs or take charge and build your own with our configuration tool.

This new system is low profile, aerodynamic, lightweight & tough. The clean, simplistic and corrosion resistant construction with stainless steel hardware and durable powder-coat finish is built to withstand heavy use and ensure years of dependability.

Mix and match components and accessories give you the flexibility to get the perfect rack for your business in less time and with less hassle.

Designed to adapt to almost any vehicle (truck, trailer and topper mounting coming soon) and the unique modular design can be easily upgraded for specific utility use.

1. Minimalistic Design.

Sleek, low-profile for great looking integration on any vehicle and was specifically designed and tested to prevent wind noise.




2. Safe, Secure Loading.

Multiple integrated tie-down points come standard for quick and safe transportation.



3. Rugged Wear Strip.

Why let loading and unloading take a toll on your gear and rack systems? Our new, extra-thick Wear Strip comes standard to protect equipment and T-slot crossbars, while keeping debris out of the channels.



4. Industry-Leading Customization.

Profile™ Crossbars have built-in channels for adding Ladder Stops, Rear Roller Assist, Built-In Ratchets, Conduit Kits and additional accessories.



5. 750lb. Load Capacity.

3" x 1.5" Heavy Duty, reinforced extruded aluminum crossbars are tested to support up to 250LBS per crossbar for maximum roof loading capacity.

(Always follow OEM roof rating weight standards for safest loading capacity)





MADE IN USA



Spec & Tech:

PROUDLY MADE IN THE U.S.A.

Rust-free construction with aluminum and galvanized steel components and stainless-steel hardware.

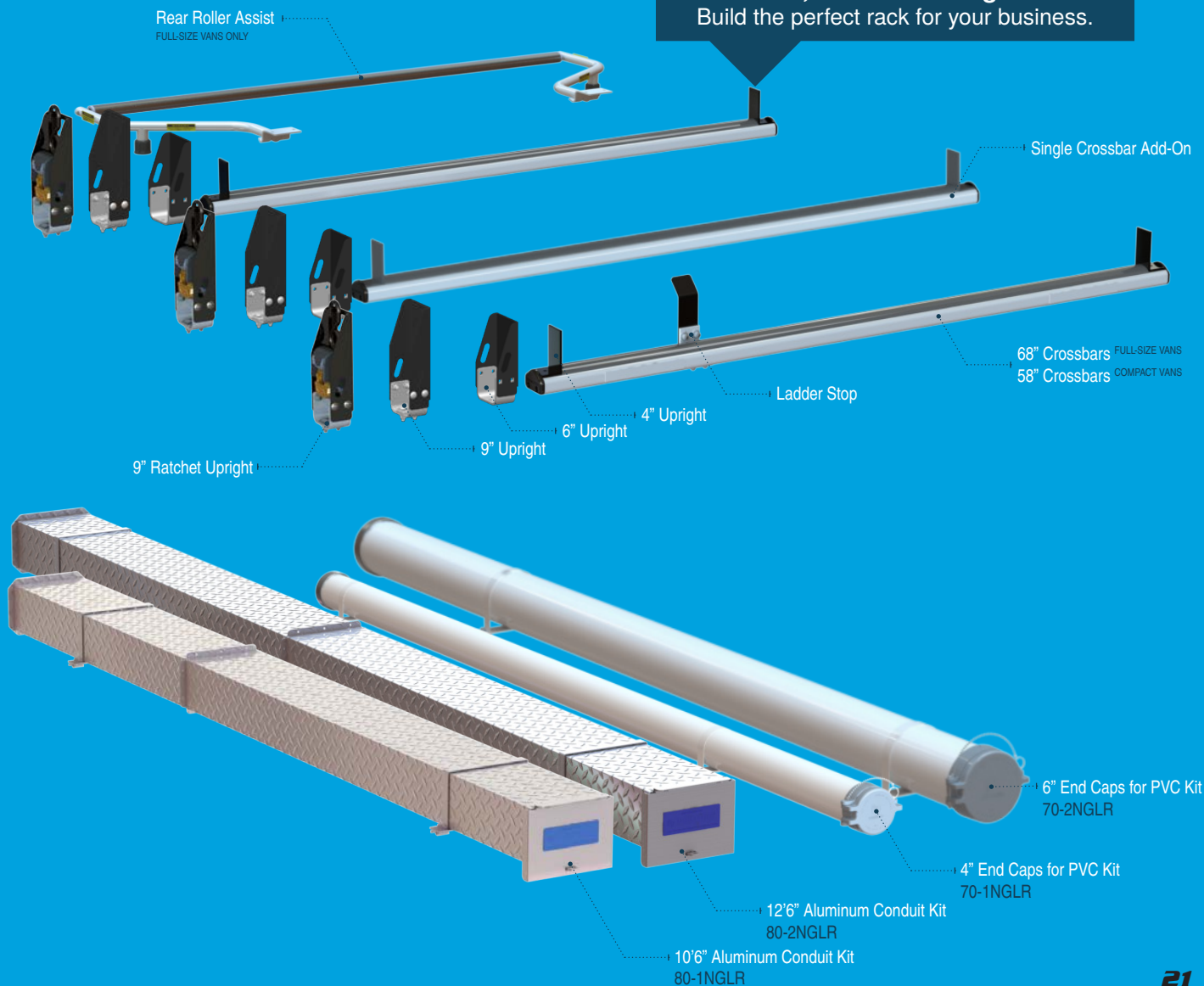
Simple no-drill installation secured to factory mounting points or drip rails

500LB - 750LB (2 or 3 crossbars) weight capacity. Always follow OEM recommended roof rating standards.

Long lasting DURA™ Powder-Coat Finish in TRU white.

30 minute installation time. (Varies by configuration)

One Rack, Endless Configurations.
Build the perfect rack for your business.



The perfect rack for your business.

Select a pre-configured rack developed for common industry needs or take charge and build your own with our configuration tool.

1

2-BAR OPTIONS

How to Order: "2-Bar Part Number" + "4-Pack Mounting Kit"



2-Bar w/ 4" Uprights

Full-Size Van #: Compact Van #:

2B4W

2B4CW



2-Bar w/ 6" Uprights

Full-Size Van #: Compact Van #:

2B6W

2B6CW



2-Bar w/ 9" Ratchet Uprights

Full-Size Van #: Compact Van #:


2B9RW

2B9RCW

1

3-BAR OPTIONS

How to Order: "3-Bar Part Number" + "4-Pack Mounting Kit" + "2-Pack Mounting Kit"



3-Bar w/ 4" Uprights

Full-Size Van #: Compact Van #:

3B4W

N/A



3-Bar w/ 6" Uprights

Full-Size Van #: Compact Van #:

3B6W

N/A



3-Bar w/ 9"⁽²⁾ & 9" Ratchet Uprights⁽⁴⁾

Full-Size Van #: Compact Van #:

3B9RW

N/A



3-Bar w/ 6" Uprights & Rear Roller

Full-Size Van #: Platform:

3B6RRGMW

Express / Savana

*Does not work with Transit High Roof 148" Extended or Sprinter High Roof 170" Extended

2

3

MOUNTING BRACKETS

4-Pack

2-Pack

Vehicle Platform:

GM

GMMBK4W

GMMBK2W

Express / Savana



Or scan to build a 100% custom rack.

What to order:

1

2

3

2-Bar Rack:

2-Bar Rack part number

+

4-Pack part number

3-Bar Rack:

3-Bar Rack part number

+

4-Pack part number

+

2-Pack part number

Scan to view racks.



Scan to build your own rack.



Scan to find your distributor.



9" Upright

9" Ratchet Upright

Rear Roller Assist Bar

STORAGE SOLUTIONS THAT STAND UP TO THE JOB.

General Contractor packages feature flexibility with adjustable shelving and drop in dividers that can be configured for what you need today and adjusted for what you need down the road. Complete the package with a ladder or cargo rack, a driver data file to organize your paperwork, and a graphic to turn your vehicle into a billboard for your business.

GENERAL SERVICE STARTER

PACKAGE

4317G GM FSV long wheelbase
4317GX GM FSV x-long wheelbase

ITEM	MODEL	DESCRIPTION	QTY
1	AD44FP	Adjustable 3-Shelf Unit	3
2	or		
	RKFSVLWB	Mounting Rail Kit 135"	1
	RKFSVXLWB	Mounting Rail Kit 155"	1
3	DV14C8	14" Shelf Dividers	1
4	919	3-Drawer Unit w/ Lock	1
5	S1M2HC2FSV	Steel Partition Panel Kit w/ Visibility & Door Kit	1
6	UH50	Utility Hook	2
7	DK4208	Door Kit w/ Open Back	2
8	TA1	4-Hook Bar	1
9	19	2-Drawer Unit w/ Lock	1
10	DC6	3-Drawer Unit	1
11	BRK14EPS	End Panel Mounting Bracket	2
12	WKC2FSVGM	Partition Wing Kit	1



All Trade Packages include a steel cargo partition.

ELECTRICAL & GAS STARTER PACKAGE

4319G GM FSV long wheelbase
4319GX GM FSV x-long wheelbase

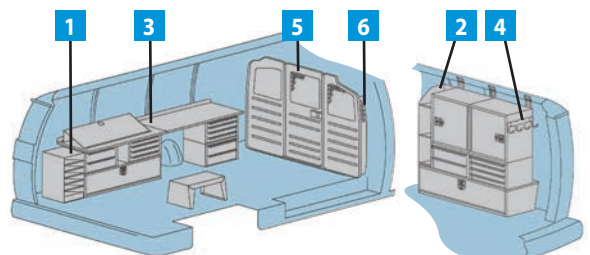
ITEM	MODEL	DESCRIPTION	QTY
1	AD44FP	Adjustable 3-Shelf Unit	3
2	or		
	RKFSVLWB	Mounting Rail Kit	1
	RKFSVXLWB	Mounting Rail Kit 155"	1
3	DV14C8	14" Shelf Dividers	1
4	919	3-Drawer Unit w/ Lock	1
5	S1M2HC2FSV	Steel Partition Panel Kit w/ Visibility & Door Kit	1
6	WRH5	5-Bar Spool Holder	1
7	19	2-Drawer Unit w/ Lock	1
8	DK4208	Door Kit w/ Open Back	2
9	DC6	3-Drawer Unit	3
10	DC12	3-Drawer Unit	1
11	9	4-Drawer Unit w/ Lock	1
12	TA1	4-Hook Bar	1
13	BRK14EPS	End Panel Mounting Bracket	3
14	WKC2FSVGM	Partition Wing Kit	1



2255G LOCKSMITH STARTER PACKAGE

GM Full-Size Long Wheelbase Vans

ITEM	MODEL	DESCRIPTION	QTY
1	17A	6-Shelf Catalog File	1
2	MD506	Shelf and Drawer Module	1
3	MD608	Workbench Module	1
4	TA1	4-Hook Bar	1
5	S1M2HC2FSV	Steel Partition Panel Kit w/ Visibility & Door Kit	1
6	WKC2FSVGM	Partition Wing Kit	1



PLUMBING & HVAC STARTER PACKAGE

4318G GM FSV long wheelbase
4318GX GM FSV x-long wheelbase

ITEM	MODEL	DESCRIPTION	QTY
1	AD44FP	Adjustable 3-Shelf Unit	3
2	or		
	RKFSVLWB	Mounting Rail Kit	1
	RKFSVXLWB	Mounting Rail Kit 155"	
3	DV14C8	14" Shelf Dividers	1
4	919	3-Drawer Unit w/ Lock	1
5	S1M2HC2FSV	Steel Partition Panel Kit w/ Visibility & Door Kit	1
6	WTR230150	Welded Tank Rack	1
7	19	2-Drawer Unit w/ Lock	2
8	DC6	3-Drawer Unit	3
9	DC12	3-Drawer Unit	1
10	DK4208	Door Kit w/ Open Back	2
11	TA1	4-Hook Bar	1
12	VMA36	Vice Mount Assembly	1
13	BRK14EPS	End Panel Mounting Bracket	1
14	RKAWTR	Welded Tank Rack Rail Adapter	1
15	WKC2FSVGM	Steel Partition Mounting Kit w/ Visibility	1

AD
31
series



All Trade Packages include a steel cargo partition.

New Tank Rack not shown



All Trade Packages include a steel cargo partition.

MODEL	PAGE	DESCRIPTION
ACT3	15	3-Place Aerosol Can Holder
ACT4	15	4-Place Aerosol Can Holder
AD32FP	6	Adjustable 3-Shelf Unit
AD44FP	6	Adjustable 3-Shelf Unit
AD50FP	6	Adjustable 3-Shelf Unit
BH4	15	4-Slot Literature Rack
BRK14EPS	6	End Panel Mounting Bracket
CB5	15	5-Slot Literature Rack
CB7	15	7-Slot Literature Rack
CCD12	12	Center Console
CCDHF12	12	Center Console Hanging File
CCDLTH	12	Center Console Laptop Holder
CH-EP	13	3-Case Holder w/ Cases
CHPPC4S	13	4-Case Holder w/ Cases
CHPPC5SM	13	5-Case Holder w/ Cases
CH1514SGL	13	Single Case Holder w/ Case
CH-1514DBL	13	2-Case Holder w/ Cases
CL1446R	19	Adjustable 3-Shelf Cabinet w/ Lock
DC6	10	3-Drawer Unit
DC12	10	3-Drawer Unit
DK3010	6	Door Kit
DK4208	6	Door Kit w/ Open Back
DK4210	6	Door Kit w/ Open Back
DK4810	6	Door Kit
DK532	6	Door Kit w/ Back Panel
DST21	15	Door Storage Tray
DT21	15	Door Tray
DTL21	15	Door Tray Lid
DTWL21	15	Door Tray w/ Latching Lid
DV19	11	Floor Drawer Divider
DV14C1	6	Shelf Divider
DV14C8	6	14" Shelf Dividers
DVJ9	11	Floor Drawer Divider
DVJ19	11	Floor Drawer Divider
DV9	11	Floor Drawer Divider
DV44U	6	Top Shelf Divider Kit
DV44U1	6	Top Shelf Divider
DV44U4	6	Top Shelf Divider Kit
DV44L11	6	Lower Shelf Divider
DV44L4	6	Lower Shelf Divider Kit
GL61GM	19	Passenger Side Grip-Lock
GL63GM	19	Driver Side Grip-Lock
GL-FSVDS	19	Driver Side Grip-Lock Kit
GL-FSVPS	19	Passenger Side Grip-Lock Kit
GMMBK4W	22	Mounting Brackets, 4-Pack
GMMBK2W	22	Mounting Brackets, 2-Pack
HD-32FP	7	3-Shelf Unit
HD-42FP	7	3-Shelf Unit
HD-52FP	7	3-Shelf Unit
JD42FP	7	3-Shelf Unit
JD52FP	7	3-Shelf Unit
JD48FP	7	2-Shelf Unit
JD60FP	7	3-Shelf Unit
KMB36	8, 24	Key Machine Base
LK8	19	Ceiling Ladder Holder
LKX	19	Ceiling Ladder Holder Extension
PARGM	5	Composite Partition w/ Visibility
PARGM-NW	5	Composite Partition
PA5-1	4	Partition Climate Control Kit
PA5-2	4	Partition Climate Control Kit

MODEL	PAGE	DESCRIPTION
PA5-3GMS	4	Partition Climate Control Kit
PA5-6GMS	4	Partition Climate Control Kit
PA7	4	Reflector Kit w/ Bracket
PA8	4	Fire Extinguisher
PA9	4	First Aid Tray
PA10	4	File Holder
PDK1	4	Steel Partition Door Kit
PPCS	13	Small Portable Parts Case
PPCL	13	Large Portable Parts Case
PLS61GM	16	Passenger Side Standard-Drop ProLift
PLS63GM	16	Dual Side Standard-Drop ProLift
PLS64GM	16	Combo Standard-Drop & Grip-Lock Prolift Ladder Rack
PLM61GM	16	Passenger Side Max-Drop ProLift
PLM63GM	16	Dual Side Max-Drop ProLift
PLM64GM	16	Combo Max-Drop & Grip-Lock Prolift Ladder Rack
RKA1	6	Rail Kit Adapter
RKA3	6	Rail Kit Adapter
RKA4	6	Rail Kit Adapter
RKAWTR	6	Welded Tank Rack Rail Adapter
RKA919	6	Drawer Riser Kit
RKFSVLWB	6	Mounting Rail Kit
RKFSVLWB	6	Mounting Rail Kit
S1M1C1FSV	4	Steel Partition Panel Kit
S1M2C2FSV	4	Steel Partition Panel Kit w/ Visibility
S1M2HC2FSV	4	Steel Partition Panel Kit w/ Visibility & Door Kit
SA-10	11	Single Compartment Floor Drawer
SA-20	11	Single Compartment Floor Drawer
SA-40	11	Triple Compartment Floor Drawer
SAJ-10	11	Single Compartment Floor Drawer
SAJ-20	11	Single Compartment Floor Drawer
SAJ-30	11	Double Compartment Floor Drawer
SAJ-40	11	Triple Compartment Floor Drawer
SBIN060614	12	Snap In Bin
SBIN120614	12	Snap In Bin
SBINDIV	12	Snap In Bin Divider
SRAILAD26	12	26" Bin Rail
TA1	4	4-Hook Bar
TA1WAD	15	4-Hook Bar w/ Adapter
TA2	15	Hard Hat Holder
TA19	15	Compressed Gas Tank Cabinet
TDC12	12	Tech Desk
130TR	14	(1) 30 lb. Tank
230TR	14	(2) 30 lb. Tank
330TR	14	(3) 30 lb. Tank
430TR	14	(4) 30 lb. Tank
150TR	14	(1) 50 lb. Tank
250TR	14	(2) 50 lb. Tank
350TR	14	(3) 50 lb. Tank


MODEL	PAGE	DESCRIPTION
130150TR	14	(1) 30 lb. (1) 50 lb. Tank
13250TR	14	(2) 30 lb. (1) 50 lb. Tank
230150TR	14	(2) 30 lb. (1) 50 lb. Tank
1ACTR	14	(1) Acetylene Tank Holder
2ACTR	14	(2) Acetylene Tank Holder
BAGSTEPRD	14	Stacking Fastener Bag
UH10	15	Utility Hook
UH25	15	Utility Hook
UH50	15	Utility Hook
VMA36	15	Vise Mount Assm.
FR42	30	Floor Rail 42"
WKC1FSVGM	4	Steel Partition Mounting Kit
WKC1FSVGM3	4	Steel Partition Mounting Kit
WKC2FSVGM	4, 23	Steel Partition Mounting Kit w/ Visibility
WKC2FSVGM3	4	Steel Partition Mounting Kit w/ Visibility
WKX1FSVGM	4	Steel Partition Mounting Kit w/ Visibility
WKX1FSVGM3	4	Wing Kit 3"
WRH5	15	5-Bar Spool Holder
1	9	Adjustable Single Shelf Cabinet w/Lock
1A	9	Cabinet Shelf
2	10	4-Drawer Unit
2B4W	22	2-Bar w/ 4" Uprights
2B6W	22	2-Bar w/ 6" Uprights
2B9W	22	2-Bar w/ 9" Uprights
3B4W	22	3-Bar w/ 4" Uprights
3B6W	22	3-Bar w/ 6" Uprights
3B9R9W	22	3-Bar w/ 9" & 9" Ratchet Uprights
8	10	3-Drawer Unit
9	10	4-Drawer Unit w/ Lock
12	9	Adjustable Single Shelf Cabinet w/Lock
12A	9	Cabinet End Panel
14	8	Step Stool
17A	15	6-Shelf Catalog File
18	8	Welded 3-Shelf Unit w/ Dividers
19	10	2-Drawer Unit w/ Lock
27	10	Drawer Divider Assembly
40	8	Wheelwell Bin w/ Lock
43	8	3-Shelf Literature Rack
60105	8	Workbench Top
60-21	15	Passenger Side Hinged Door Security Screen
60-22	15	Passenger Side Hinged Door Security Screen
60-23	15	Driver Side Rear Door Security Screen
60-24	15	Passenger Side Rear Door Security Screen
60-25	15	Passenger Side Sliding Door Security Screen
60-26	15	Passenger Side Sliding Door Security Screen
60-120	15	Driver Side Rear Door Security Screen
60-121	15	Passenger Side Rear Door Security Screen
63-NV2	19	Double Grip Lock Ladder Rack

MODEL	PAGE	DESCRIPTION
70-1NGLR	21	4" End Cap for PVC Conduit
70-2NGLR	21	6" End Cap for PVC Conduit
80-1NGLR	21	10'6" Conduit Kit
80-2NGLR	21	12'6" Conduit Kit
88-2	12	Workmat
88-9	12	Workmat Kit
919	10	3-Drawer Unit w/ Lock
2255G	24	Locksmith Starter Package
35325-G	6	32" Shelf ADseries
35327-G	6	44" Shelf ADseries
35328-G	6	50" Shelf ADseries
4317G	24	General Service Starter Package
4317GX	24	General Service Starter Package
4318G	25	Plumbing & HVAC Starter Package
4318GX	25	Plumbing & HVAC Starter Package
4319G	24	Electrical & Gas Starter Package
4319GX	24	Electrical & Gas Starter Package
4432	6	Welded 3-Shelf Unit
4442	6	Welded 3-Shelf Unit
4450	6	Welded 3-Shelf Unit



ADRIAN STEEL®

Cargo Management Solutions for Commercial Vehicles



QUALITY

- Our products are durable and reliable. Warranty claims are less than 1% of sales.
- Our warranty covers our products for three years or 36,000 miles when installed by an authorized Adrian Steel distributor.

INNOVATIVE PRODUCTS WITH FEATURES THAT MATTER

- Drawers that stay closed while in transit.
- ADseries truly adjustable shelving platform.
- Drop Down and Grip Lock ladder racks that load and unload the safe and right way.
- Interior ladder storage.
- Plug and Play accessories.
- Anti-slam drawer latches, and much more!

COMMITMENT

At Adrian Steel, we are committed to you beyond the upfit!

- A dedicated Customer Care Team at corporate headquarters.
- A network of highly qualified distributors to support you locally.
- Our commitment to provide the best cargo management solutions in North America.



EXPERIENCE

- **Over One Million vans upfitted**, and counting! It's a fact that an organized vehicle increases work flow efficiencies and reduces inventory damages.
- Recognized as a National Truck Equipment Association MVP.

SERVICE

- Adrian Steel Products can be purchased throughout North America at authorized Adrian Steel distributors.
- Adrian Steel Customer Service Representatives are available M-F, 8am - 5pm EST at **1-800-677-2726**.
- E-mail us at info@adriansteel.com with questions, comments and feedback.
- Visit AdrianSteel.com for the most up-to-date product information, distributor locator, product catalogs, videos and more.

adriansteel.com

800-677-2726

906 James St.
Adrian, MI 49221