



ADRIAN STEEL®

Cargo Management Solutions for Commercial Vehicles




PROMASTER & PROMASTER CITY PRODUCT CATALOG



ENGINEERED AND MANUFACTURED IN MICHIGAN, BY AMERICANS.

Our goal is to make work safer and more efficient for vehicle operators. We do this through customized upfits and ergonomic products that reduce inefficiencies and risk of injury.

Built for hard workers, our products are specifically designed to stand the test of time, in all climates, to provide reliable functionality for the life of the vehicle. At less than 1% quality claims annually, we take pride in providing you the best American-Made products on the market, backed by our 3-year/36,000 mile warranty.



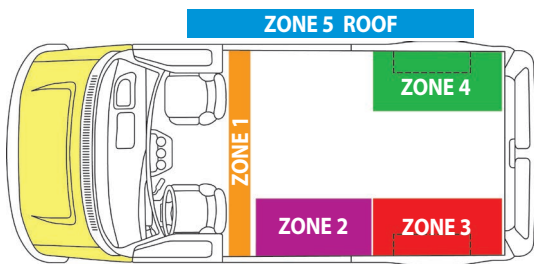
**RAM ON THE JOB
UPFIT INCENTIVES:**

**\$1,000 PROMASTER
\$500 PROMASTER CITY**

PROGRAM TIMEFRAME & DETAILS*

The RAM ON THE JOB COMMERCIAL VEHICLE PROGRAM runs through January 2, 2023. Program is not available in all areas and may not be compatible with other offers or incentive programs. Consult your RAM dealer for complete program details. For more information, please contact your local Adrian Steel Distributor.

* Program subject to change without notice.



**Need some help?
Contact your local distributor!
They can provide a wealth of
information about utilizing the
cargo space in your work van.
Find your local distributor online
at adriansteel.com.**

Plan Your Van

ZONE 1 PARTITION

- Choose between a Steel, Wire or Composite for the Transit and Transit Connect.

ZONES 2, 3, 4 CURBSIDE & STREETSIDE

- Use layout diagrams to determine the amount of space available.
- Choose from a variety of shelving units and modules that will best organize the tools and equipment you need to carry.
- Or, choose a Work Ready Upfit, complete with a trade specific, pre-designed interior and custom graphics package.

ZONE 5 ROOF

- What do you need to carry?
- Choose from ProLift, Grip-Lock, and Utility racks.
- Add rack accessories.

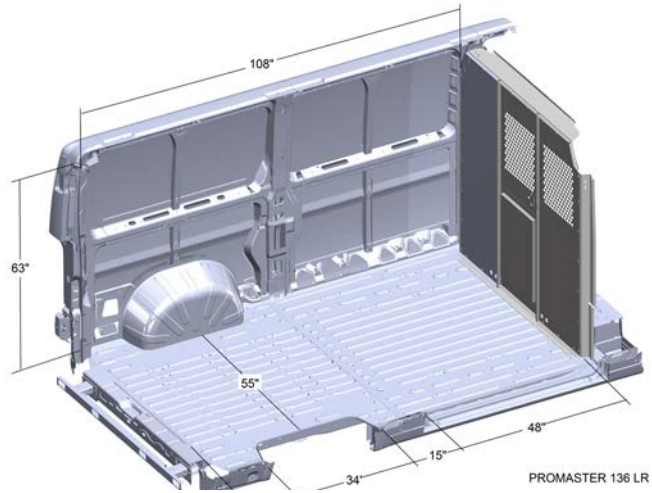
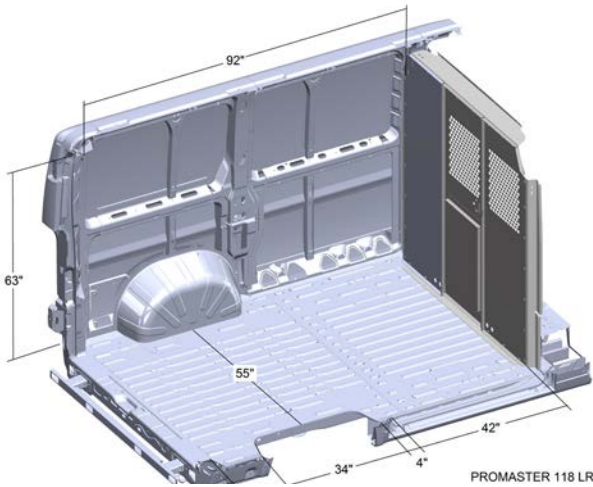
ADDITIONAL STORAGE

- Determine the space needed for specialty equipment.
- Add accessories to shelving and partition
- Hooks, drawers, files, screens, and more.

ProMaster & ProMaster City

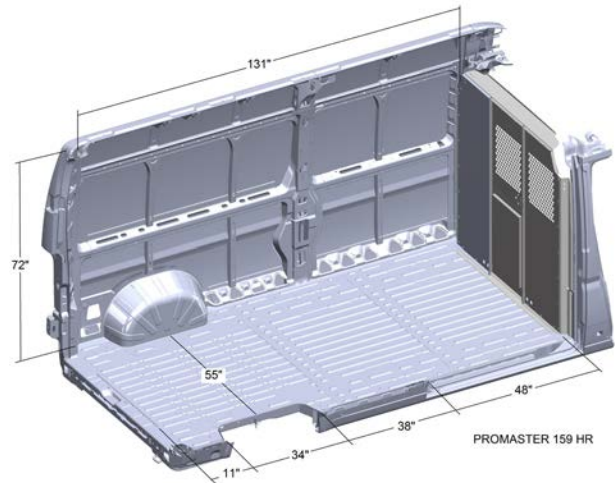
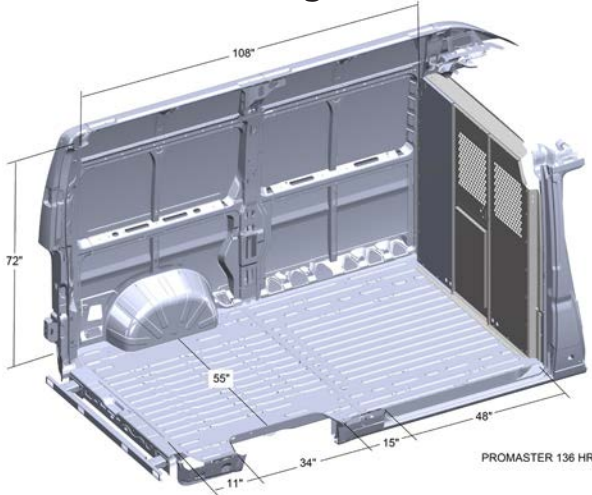
ProMaster Low Roof 118"WB

ProMaster Low Roof 136"WB



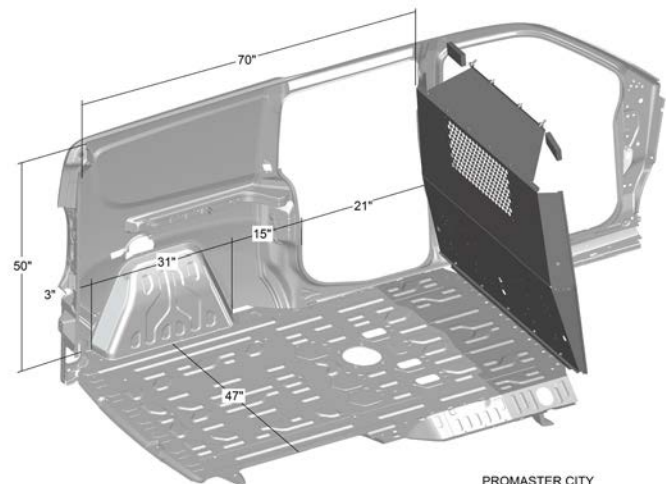
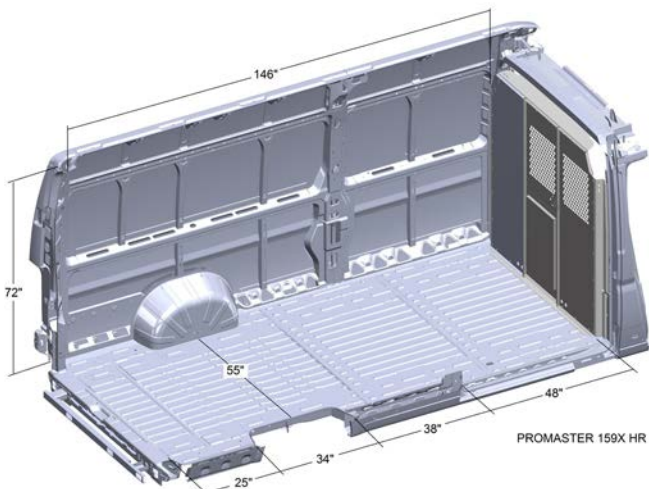
ProMaster High Roof 136"WB

ProMaster High Roof 159"WB



ProMaster High Roof 159" Extended WB

PROMASTER CITY



Note: Dimensions for reference only. Measure your van or contact your distributor for your exact needs.

All illustrations, photos and specifications in this publication are based on the latest product information available at the time of content approval.

The right is reserved to make changes at any time, without notice, in materials, specifications and models, and also to discontinue models.

ADRIAN STEEL PARTITIONS KEEP CARGO WHERE IT BELONGS, IN THE CARGO AREA! *ProMaster*



LOW ROOF PARTITION



HIGH ROOF PARTITION

Steel partitions are sold as panel kits and wing kits. Please see application chart to confirm the appropriate panel kit and wing kit for your vehicle.

| MODEL | DESCRIPTION |
|----------------------|--|
| LOW/HIGH ROOF | FIXED CENTER PANEL |
| S1M1C1PM | Solid panels |
| S1M2C2PM | Center and Curb panels perforated |
| LOW/HIGH ROOF | HINGED CENTER PANEL "DOOR" |
| S1M1HC2PM | Solid panels |
| S1M2HC2PM | Center and Curb panels perforated |
| PARTITION WING KITS | |
| WKC1PM | Steel Partition Mounting Kit - Low Roof |
| WKC1PM3 | Steel Partition Mounting Kit - Low Roof |
| WKC1PMR | Steel Partition Mounting Kit - High Roof |
| WKC1PMR3 | Steel Partition Mounting Kit - High Roof |
| CLIMATE CONTROL KITS | |
| PA5 | Climate Control Panel, fits S, M or C Panels |



S1 - Solid

Mounts behind driver seat.



**M1 - Solid
M2 - Perforated**

Mounts behind Center panel. Also available as a hinged door.



C1 - Solid

Mounts behind passenger seat.

SLIDING DOOR PARTITION FOR HIGH ROOF PROMASTER



| PART NUMBER: | VEHICLE |
|--------------|---------------------|
| SPARPM2 | ProMaster High Roof |

Boost Efficiency

If you access your cargo area frequently during your workday, the sliding door partition can cut the number of trips you take in and out of your vehicle in half, saving you time and energy.

Reduced Driver Fatigue

By reducing the number of trips needed to get in and out of the vehicle by half, the driver will save energy by not having to climb in and out of the vehicle all of those extra times.

Driver Protection

Barrier that separates the cargo area from cab area and helps protect the occupants in the cab from shifting cargo when the vehicle is in operation.

Theft Protection

With an optional locking handle, you can sleep better at night knowing the tools, consumables and/or packages in the back of your vehicle are secure.

Maximum Cargo Space

Enjoy the ability to access your cargo area quickly without losing valuable cargo space. The sliding door operates on the cab-side of the vehicle giving you full use of the space in the back of your van.

FOR A MORE COMFORTABLE MOBILE OFFICE

NEW COMPOSITE PARTITION FOR RAM PROMASTER & PROMASTER CITY

Your mobile office is now more comfortable with an Adrian Steel composite partition. Sound deadening reduces driver distractions. Climate control reduces vehicle idle time for warm up and cool down. Generous leg room for less stress behind the wheel. The integrated steel frame provides the same level of performance that you are accustomed to from Adrian Steel.


PARPM - Composite Partition w/ Visibility

PARPM-NW - Composite Partition

UH50RM1 - Accessory Hooks

Above products fit the Low & High Roof ProMaster.

- *Increased climate control due to a tighter seal between the partition and van.*
- *Added driver comfort with increased seat recline angle.*
- *Noise dampening for better focus while driving.*



PROMASTER CITY

PARPMC - Composite Partition w/ Visibility

PARPMC-NW - Composite Partition


UH50RM1 - Accessory Hooks

- *Available with or without a clear poly rear-view window.*
- *Add hooks along the integrated AD rail.*
- *Features a mounting location by the door for a fire extinguisher (not included.)*



STEEL PARTITION W/ VISIBILITY

The **P2PMCS15** features all steel panels that safeguard the cab area against moving and shifting cargo. The recessed design allows for maximum adjustability of the front seats and provides storage space for a 6 foot step ladder in the back of the ProMaster City. The perforated window allows for visibility of your cargo area and rear windows while the solid steel construction provides better climate control and sound deadening. The steel header and full perimeter wings provide optimal security.



WIRE PARTITION

The **P2PMCFW15** provides maximum visibility while safeguarding your van cab area against moving and shifting cargo. The recessed design allows for maximum adjustability of the front seats and provides storage space for a 6 foot step ladder in the back of the ProMaster City. The **P2PMCFW15** is lightweight and economical without sacrificing safety and security.





ADJUSTABLE SERIES (AD)

Available for ProMaster City

Tools, equipment and cargo come in all shapes and sizes. Until now, there hasn't been a shelving unit that is truly adjustable. The ADseries can be adjusted with a screwdriver in a matter of minutes. Simply remove the front shelf bolts and move the shelf where you need it.



All Shelves: Lip up 100 lbs or Lip Down 200 lbs. capacity each when evenly distributed.

HYBRID ADJUSTABLE (HAD)

Available for ProMaster Low, High Roof

The HAD shelving units feature two ADseries adjustable shelves in the center of the shelf unit, and standard bolt-in shelves on the top and bottom. The center two shelves feature a 2" lip and can easily be adjusted up or down in one-inch increments with merely a screwdriver.

1" Lip Top Shelf: 75 lbs. capacity. **Middle "AD" Shelves:** Lip up 100 lbs or Lip Down 200 lbs. capacity each when evenly distributed



TRULY ADJUSTABLE SHELVES

All you need is a Phillips head screwdriver! The unique shelf design features rear shelf studs that lock the shelves in place and speed nut clips that allow you to attach bolt on easily! Simply remove two bolts from the speed nut clips at the front lip of the shelf, tilt the shelf upwards to disengage the rear shelf studs, move the shelf to your desired location, insert the rear shelf studs, reattach the bolts and you're done!

ADD ACCESSORIES

Businesses change over time and your van interior should be able to change with your needs. Plug and Play shelves have prepunched holes that allow adding storage solutions easily! ADseries dividers simply snap in place, drawer units and door kits simply bolt into place. Many Adrian Steel accessories can be added to the ADseries shelving with the rail adapter kits and end panel brackets.

ADSERIES SHELF UNITS AND RAIL KITS

| MODEL | SIZE | DESCRIPTION |
|---------|--------------------|----------------------------------|
| HAD4459 | 44"W x 59"H x 14"D | fits ProMaster, std. & high roof |
| HAD5059 | 50"W x 59"H x 14"D | fits ProMaster, std. & high roof |
| AD28PMC | 28"W x 46"H x 14"D | fits ProMaster City |
| AD32PMC | 32"W x 46"H x 14"D | fits ProMaster City |
| RKPM5WB | Mounting Rail Kit | ProMaster 118" |
| RKPM1WB | Mounting Rail Kit | ProMaster 136" |
| RKPM1WB | Mounting Rail Kit | ProMaster 159" |
| RKPM1WB | Mounting Rail Kit | ProMaster 159" Extended |
| RKPMC | Mounting Rail Kit | ProMaster City |
| RK72PMC | Mounting Rail Kit | ProMaster City |

Note: Rails are not included with the shelf units. Rail kits must be ordered separately.

Note: Shelves have the following weight ratings:

- Shelves positioned with the shelf lip facing up have a rating of 100 lbs. per shelf evenly distributed.
- Shelves positioned with the shelf lip facing down have a rating of 200 lbs. per shelf evenly distributed.

ADSERIES ACCESSORIES

| MODEL | SIZE/DESCRIPTION |
|----------|-------------------------------------|
| DV14C1 | Shelf Divider |
| DV14C8 | 14" Shelf Dividers, 8 pack |
| DV12 | Shelf Divider |
| DV14 | Shelf Divider |
| DK3010 | Door Kit |
| DK4208 | Door Kit |
| DK4210 | Door Kit |
| DK4810 | Door Kit |
| BRK14EPS | End Panel Mounting Bracket |
| RKA1 | Rail Kit Adapter/See list at right |
| RKA3 | Rail Kit Adapter3/See list at right |
| RKA4 | Rail Kit Adapter4/See list at right |
| RKAWTR | Welded Tank Rack Rail Adapter |
| RKA919 | Drawer Riser Kit |
| 35325-G | 32" Long Shelf |
| 35327-G | 44" Long Shelf |
| 35328-G | 50" Long Shelf |

RKA3 – Rail Adapter Kit3
Use with: #1, #12, #2, #8, DC Units, 17A, TA19, TA5

RKA4 – Rail Adapter Kit4
Use with: CL1446R, #40, KD Shelving Units, #33W, JD Shelving

BRK14EPS – End Panel Mounting Bracket.
Use with: 17A, CB5, 43, TA19, WRH5, UH10/50, PA9, PA8, ACT3/4, PA7, TH30, TH50, TA5



HEAVY DUTY SERIES (HD)

Available for ProMaster Low/High Roof & ProMaster City

The HD shelving units feature adjustable shelves with bolts in the front and the rear of the shelving unit. They have two 4" lip shelves that are ideal for keeping your cargo contained and off the floor. The top of the unit has a 2" shelf lip that is perfect for containing smaller, lighter items.

1" Lip Top Shelf: 75 lbs. capacity

4" Lip Shelves: 220 lbs. capacity each when evenly distributed.

| MODEL | OVERALL SIZE | VEHICLE | DIVIDER KIT |
|----------|--------------------|-------------------------|-------------|
| HD4459 | 44"W x 59"H x 14"D | ProMaster Low/High Roof | |
| HD5059 | 50"W x 59"H x 14"D | ProMaster Low/High Roof | |
| HD-28NV2 | 28"W x 46"H x 12"D | ProMaster City | DV12 |
| HD32TC | 32"W x 46:H x 12"D | ProMaster City | DV12 |



JUMBO DEEP SERIES (JD)

Available for ProMaster Low & High Roof

The JD Series is our deepest shelf unit available. They have reinforced shelf bottoms for added strength and 4" high shelf fronts to contain your items.

1" Lip Top Shelf (when applicable): 75 lbs. capacity.

4" Lip Shelves: 290 lbs. capacity each when evenly distributed.

| MODEL | OVERALL SIZE | VEHICLE | DIVIDER KIT |
|--------|--------------------|-------------------------|-------------|
| JD42WP | 42"W x 46"H x 18"D | ProMaster Low/High Roof | |
| JD52WP | 52"W x 46"H x 18"D | ProMaster Low/High Roof | |
| JD48WP | 48"W x 48"H x 24"D | ProMaster Low/High Roof | |
| JD60WP | 60"W x 48"H x 24"D | ProMaster Low/High Roof | |



HYBRID ADJUSTABLE SERIES (HAD)

Available for ProMaster Low & High Roof

The HAD shelving units feature two ADseries adjustable shelves in the center of the shelf unit, and standard bolt-in shelves on the top and bottom. The center two shelves feature a 2" lip and can easily be adjusted up or down in one-inch increments with merely a screwdriver.

1" Lip Top Shelf: 75 lbs. capacity. **Middle "AD" Shelves:** Lip up 100 lbs or Lip Down 200 lbs. capacity each when evenly distributed.

Bottom Shelf: 125 lbs.

| MODEL | OVERALL SIZE |
|---------|-----------------|
| HAD3259 | 32" x 59" x 14" |
| HAD4459 | 44" x 59" x 14" |
| HAD5059 | 50" x 59" x 14" |



16" DEEP SHELVING

Available for ProMaster Low/High Roof

We took our Heavy-Duty Series of shelving to the next level with our 16" Deep Shelving. Enjoy more storage capacity without sacrificing aisle space with the increased shelf depth and contoured end panel design. You can safely contain wire and cable boxes, commercial storage cases, job-site consumables, and more.

12"(Low Roof) or 13"(Mid/High Roof) Top Shelf: 75 lbs.

Mid/Bottom Shelves: 125 lbs. when evenly distributed.

SOLID END PANELS

| ProMaster Low/High Roof | |
|-------------------------|--------------------|
| HD-1632HR | 32"W x 63"H x 16"D |
| HD-1640HR | 40"W x 63"H x 16"D |
| HD-1644HR | 44"W x 63"H x 16"D |
| HD-1650HR | 50"W x 63"H x 16"D |
| HD-1660HR | 60"W x 63"H x 16"D |


CONDUIT CUTOUT END PANELS

| ProMaster Low/High Roof | |
|-------------------------|--------------------|
| HD-1632HRC | 32"W x 63"H x 16"D |
| HD-1640HRC | 40"W x 63"H x 16"D |
| HD-1644HRC | 44"W x 63"H x 16"D |
| HD-1650HRC | 50"W x 63"H x 16"D |
| HD-1660HRC | 60"W x 63"H x 16"D |



Accessories

| | | | |
|------------|-------------------------------|-------------------------|-----------------|
| PT32 | 32" Wheel-well Pipe Tray | 32"W x 4"H x 8"D | 75 lb. capacity |
| PT40 | 40" Wheel-well Pipe Tray | 40"W x 4"H x 8"D | 75 lb. capacity |
| PT44 | 44" Wheel-well Pipe Tray | 44"W x 4"H x 8"D | 75 lb. capacity |
| PT50 | 50" Wheel-well Pipe Tray | 50"W x 4"H x 8"D | 75 lb. capacity |
| PT60 | 60" Wheel-well Pipe Tray | 60"W x 4"H x 8"D | 75 lb. capacity |
| SF20832XCK | 32" Wheel-well Shelf, 8" Deep | 32"W x 2"H x 8"D | 75 lb. capacity |
| SF20840XCK | 40" Wheel-well Shelf, 8" Deep | 40"W x 2"H x 8"D | 75 lb. capacity |
| SF20844XCK | 44" Wheel-well Shelf, 8" Deep | 44"W x 2"H x 8"D | 75 lb. capacity |
| SF20850XCK | 50" Wheel-well Shelf, 8" Deep | 50"W x 2"H x 8"D | 75 lb. capacity |
| SF20860XCK | 60" Wheel-well Shelf, 8" Deep | 60"W x 2"H x 8"D | 75 lb. capacity |
| 80-FSV | 10' Under-shelf Conduit Tray | 63.25"W X 5.8"H X 6.3"D | |



FOLDING SHELVING

Available for ProMaster Low/High Roof

If you need carry a variety of cargo or what you carry changes frequently, the folding shelf system will accommodate whatever your day might have in store for you. These systems are lightweight and durable giving you maximum payload capability without sacrificing quality.

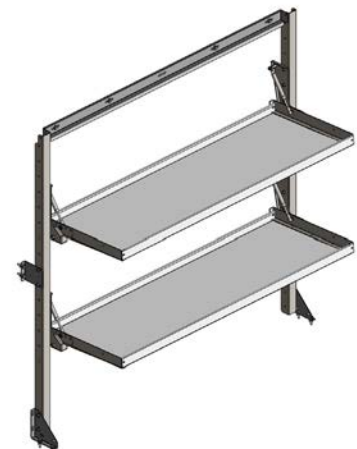
All Shelves: 250 lbs. evenly distributed.



COMPONENTS


| Mounting | |
|-----------|------------------------|
| 58577 * | Upper Mounting Rail |
| FSFMKSPR | Mounting Feet |
| FSFMKSPRA | Mounting Foot Add-On |
| Uprights | |
| FSFPKMH | Upright Kit, 2-Pack |
| FSFPKMHA | Upright Kit Add-On |
| Shelves | |
| FSFK2036 | Shelf Kit, 36"W x 20"D |
| FSFK2048 | Shelf Kit, 48"W x 20"D |
| FSFK2060 | Shelf Kit, 60"W x 20"D |
| FSFK2072 | Shelf Kit, 72"W x 20"D |

*Must use for all folding shelf installations.





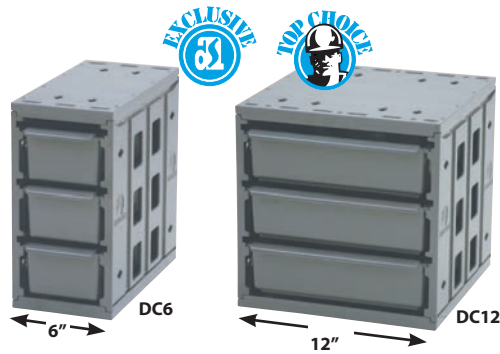
2.5" deep drawers come with ABS divided and removable trays perfect for small parts.



DRAWER UNITS – LOCK 'N LATCH SYSTEM

- Our exclusive Lock 'n Latch system provides a choice of drawers open, drawers retained or drawers locked position.
- Drawers are made of an engineered composite material for durability with heavy-duty drawer glides for support and smoother drawer operation.
- The new drawer glides significantly increase the ease of use when opening and closing the drawer units. They all but eliminate the rattle noise of the drawers when the driving the vehicle.
- Drawers and glides can be repositioned within cabinet for increased flexibility.
- Divide 5" deep drawers into compartments using optional metal "egg crate" dividers.

| MODEL | DESCRIPTION | DRAWER SIZE (QTY.) |
|-------|-------------------------|--|
| 19 | 2-Drawer Unit w/ Lock | 16"W x 5"D x 11-1/2"L (2) |
| 919 | 3-Drawer Unit w/ Lock | 16"W x 2-1/2"D x 11-1/2"L (2) 16"W x 5"D x 11-1/2"L (1) |
| 9 | 4-Drawer Unit w/ Lock | 16"W x 2-1/2"D x 11-1/2"L (4) |
| 27 | Drawer Divider Assembly | 19 or 919 Drawer (1) |



DRAWER COMPONENTS

- Organize small parts with our flexible and rugged composite Drawer Components.
- Drawer retention stops prevent drawers from opening while the vehicle is in transit.
- Made of a hi-impact polymer for a quiet operation.
- Each drawer comes with 2 dividers and 7 divider slots.
- Interlocking feature allows up to 2 units stacked vertically or multiple units horizontally.
- Choose from Adrian Steel's pre-configured drawer systems or create your own drawer system from the base models.

| MODEL | DESCRIPTION | OVERALL SIZE |
|-------|---------------|--------------------|
| DC6 | 3-Drawer Unit | 6"W x 12"H x 12"D |
| DC12 | 3-Drawer Unit | 12"W x 12"H x 12"D |

5lb. weight capacity per drawer.



#2 Cabinet Size
18"W x 24"H x 18"L

#8 Cabinet Size
18"W x 18"H x 12"L


DRAWER UNITS – LOCKING HINGE AND HASP

- Drawers are welded and have reinforced drawer slides for strength.
- Can be locked with a padlock (not included) for security.
- Divide drawers with optional metal "egg crate" dividers.

| MODEL | DESCRIPTION | DRAWER SIZE (QTY.) |
|-------|---------------|---------------------------|
| 8 | 3-Drawer Unit | 16"W x 5"D x 11-1/2"L (3) |
| 2 | 4-Drawer Unit | 16"W x 5"D x 17-1/2"L (4) |

SPECIFIC JOBS DEMAND SPECIFIC STORAGE SOLUTIONS.

Cabinet and Drawer Modules provide secure storage for large and small tools and parts. The modular design allows you to get what you need now and the ability to add more when you need it. Whatever the job demands, Adrian has the storage solutions to transport your gear safely and securely.



Vented gas storage solutions

TANK CABINETS

- Provide vented storage for Propane, Mapp gas or CO2 tanks.
- Cabinets feature a full door gasket with two snap latches for positive door closure.
- Interior cabinet cradle and retaining straps (foam yokes for TA19) secure tanks and prevent movement.
- Floor vent and tubing are included for exhausting fumes.
- Propane cabinets store 20, 30 or 40 lb. tanks.
- Mapp Gas Cabinets store 6 1/2" diameter tanks.
- CO2 Tank Cabinets store 20 lb. cylinders.

| MODEL | DESCRIPTION | CABINET SIZE |
|-------|-----------------------------|------------------------|
| TA19 | Compressed Gas Tank Cabinet | 13"W x 32"H x 12-1/2"D |



Folding T handles don't stick out into aisles.

SHELF CABINETS

- Available in 12" and 18" front to rear lengths
- Can be used free standing or stacked with our lockable drawer units.
- Feature locking recessed tee-handles for secure storage and receive a durable gray powder coat finish.
- Cabinets feature an open side and can be combined for side-by-side use holding items up to 35" long.
- Optional end panel can be added to close off side when required.
- Include an adjustable shelf that can be removed
- Cabinets provide a solid surface to stack modular drawers, cabinets and bins.

| MODEL | DESCRIPTION | CABINET SIZE |
|-------|--|--------------------|
| 1 | Adjustable Single Shelf Cabinet w/Lock | 18"W x 22"H x 18"L |
| 12 | Adjustable Single Shelf Cabinet w/Lock | 18"W x 22"H x 12"L |
| 1A | Cabinet Shelf | No. 1 |
| 12A | Cabinet End Panel | No.12 |



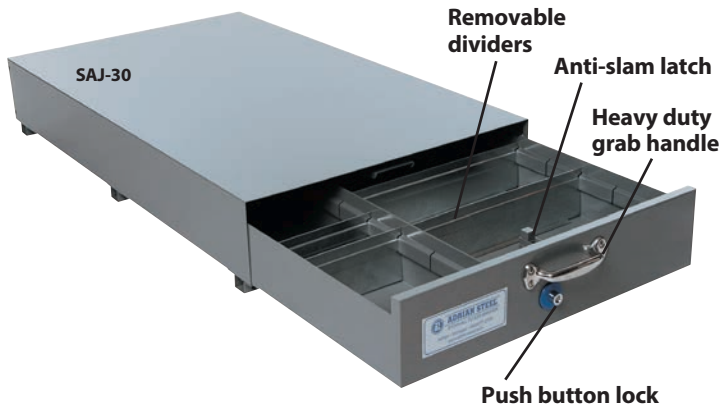
CL1446R

CABINET LOCKERS


- Full-door Lockers feature a 46" high storage space with 3 removable shelves.
- Short-door Lockers feature a 33" high storage area and with 2 removable shelves.
- Locker doors are reversible for flexibility and feature locked recessed T-handles for security.
- Cabinet Lockers taper from 14" to 12" from front to back in depth at top and bottom to maximize aisle space.

| MODEL | DESCRIPTION | CABINET SIZE |
|---------|------------------------------------|--------------------|
| CL1446R | Adjustable 3-Shelf Cabinet w/ Lock | 18"W x 46"H x 14"D |


ADRIAN'S FLOOR DRAWER IS THE FINEST FLOOR STORAGE UNIT YOU CAN BUY.



- 14 Gauge steel outer cabinets are constructed with top channel cross support members for strength and rigidity.
- Drawers are constructed with double sidewalls to prevent bowing and to accommodate items up to 48" in length.
- The anti-slam latch stops drawers from completely closing without positive latch activation.
- Heavy-duty grab handle and push button lock allows for comfortable, one-handed drawer operation.
- Durable powder coat finish will provide years of rugged service.
- Easy glide drawers with full width recessed conveyor roller at front and hardened steel roller bearings at rear.
- Install at rear or side doors, and units can be stacked.



SA-10



SA-20



SA-40

FLOOR DRAWER DEEP SERIES

| MODEL | DESCRIPTION | CABINET SIZE | DRAWER SIZE | DIVIDER (QTY.) |
|-------|---------------------------------|------------------------|---|--------------------|
| SA-10 | Single Compartment Floor Drawer | 10"W x 12"H x 51-1/2"D | 9-5/8"W x 8-1/2"H x 48-1/2"D | DV9(5) |
| SA-20 | Single Compartment Floor Drawer | 20"W x 12"H x 51-1/2"D | 19-5/8"W x 8-1/2"H x 48-1/2"D | DV19(5) |
| SA-40 | Triple Compartment Floor Drawer | 40"W x 12"H x 51-1/2"D | 9-5/8"W x 8-1/2"H x 48-1/2"D (2) 19-5/8"W x 8-1/2"H x 48-1/2"D | DV9(10) DV19(5) |

Floor Drawer Dividers are available and are sold individually.




SAJ-10



SAJ-20



SAJ-30



SAJ-40

FLOOR DRAWER SHALLOW SERIES Floor Drawer quality in a lower profile

| MODEL | DESCRIPTION | CABINET SIZE | DRAWER SIZE | DIVIDER (QTY.) |
|--------|---------------------------------|---------------------------|---|----------------|
| SAJ-10 | Single Compartment Floor Drawer | 10"W x 8-1/2"H x 51-1/2"D | 9-5/8"W x 5-1/4"H x 48-1/2"D | DVJ9(5) |
| SAJ-20 | Single Compartment Floor Drawer | 20"W x 8-1/2"H x 51-1/2"D | 19-5/8"W x 5-1/4"H x 48-1/2"D | DVJ19(5) |
| SAJ-30 | Double Compartment Floor Drawer | 30"W x 8-1/2"H x 51-1/2"D | 9-5/8"W x 5-1/4"H x 48-1/2"D 19-5/8"W x 5-1/4"H x 48-1/2"D | DVJ9(5) |
| SAJ-40 | Triple Compartment Floor Drawer | 40"W x 8-1/2"H x 51-1/2"D | 9-5/8"W x 5-1/4"H x 48-1/2"D (2) | DVJ9(10) |

BE MORE EFFICIENT WITH INVENTORY THAT IS READY TO GO WHEN AND WHERE YOU ARE.

Versatile, lightweight, durable, convenient and mobile - these **Portable Parts Cases** are perfect for the tech who needs to carry small parts and inventory to the jobsite.

The impact resistant body can be organized with the included adjustable dividers. The see-through lids with snap latches make identifying contents easy.

PPCS 14" x 14" x 3.75"
PPCL 14" x 14" x 6.25"



CH-EP
 15.5" x 11.25" x 37.5"

* FIRST AID KIT NOT INCLUDED



CHPPC5SM
 16.5" x 14" x 35"



Add a single **CH1514SGL** or double **CH-1514DBL Case Holder** to an existing shelf to house included cases that stay put while in transport.

CH1514SGL 15" x 14" x 12"
CH-1514DBL 15" x 14" x 12"

INCORPORATE THE PORTABLE PARTS CASES INTO YOUR VAN WITH THE STORAGE OPTION THAT FITS YOUR NEED.

Three different **Case Holder** options with Portable Parts Cases included give you the ability to house multiple Portable Parts Cases near the vehicle door for easy access to grab-and-go. The **CH-EP** and **CHPPC5SM** include a tray that holds an optional first aid kit and feature slanted shelves.

The **CHPPC4S** includes four PPCS cases and each shelf has a retaining lip to keep cases in place.




CHPPC4S
 14 3/8" x 14 3/8" x 18"

OUR MOST FLEXIBLE AND ERGONOMIC TANK RACK SYSTEM, EVER.

The all-new Adrian Steel EZLoad™ Tank Racks are a revolution in design, ergonomics, and real-life use. The modular, patent pending design allows you to build a perfect configuration of 30-50 lb. tanks and/or acetylene tank options based on what you need carry. You can stack, mix and match or add top trays to find the best configuration for your business.


| MODEL | HOLDS |
|------------|--|
| 130TR | (1) 30 lb. Tank |
| 230TR | (2) 30 lb. Tank |
| 330TR | (3) 30 lb. Tank |
| 430TR | (4) 30 lb. Tank |
| 150TR | (1) 50 lb. Tank |
| 250TR | (2) 50 lb. Tank |
| 350TR | (3) 50 lb. Tank |
| 130150TR | (1) 30 lb. (1) 50 lb. Tank |
| 130250TR | (1) 30 lb. (2) 50 lb. Tank |
| 230150TR | (2) 30 lb. (1) 50 lb. Tank |
| 1ACTR | (1) Acetylene Tank Holder |
| 2ACTR | (2) Acetylene Tank Holder |
| TRSHELF30 | Shelf for 30 lb. Tank Rack, 1" Lip |
| TR4SHELF30 | Shelf for 30 lb. Tank Rack, 4" Lip |
| DVTR4SHELF | 4" Shelf Divider for TR4SHELF30 |
| TRSHLFBRKT | Shelf Bracket, Required to install shelves on tank racks |
| BAGSTEPSRD | Stacking Fastener Bag *MUST HAVE IF STACKING UNITS |



*Please confirm the location of the tank rack and tray, some interior locations will not accommodate the tray due to the contour of the vehicle.

SAFEST ERGONOMIC ANGLE


This system is designed to be installed at the rear or side doors at a 45° angle providing you the most ergonomic access to your tanks. This helps prevent back and shoulder injuries when loading/unloading full or empty tanks.



CARGO ACCESSORIES

These products are designed to create an organized solution for Aerosol Cans, Caulk Tubes, Gas Cylinders and other miscellaneous cargo.

| Item | Model | Description | Width | Depth | Height |
|------|------------------|---|-------|-------|--------|
| 1 | DST21 | Door Storage Tray | 20" | 4" | 8" |
| 2 | DT21 | Door Tray, No Lid | 20" | 4" | 4" |
| 3 | DTL21 | Door Tray Lid for DT21 only | 18" | 4" | .5" |
| 4 | DTWL21 | Door Tray w/ Latching Lid | 20" | 4" | 4" |
| 5 | 66246 | Open Storage Box Tray, 24" | 24" | 5" | 4.75" |
| 6 | 66206 | Open Storage Box Tray, 14" | 14" | 5" | 4.75" |
| 7 | ACT3 | 3-Place Aerosol Can Holder | 12" | 4" | 7" |
| 8 | ACT4 | 4-Place Aerosol Can Holder | 15.5" | 4" | 7" |
| 9 | 66761 | Gas Cylinder/Spray Bottle Holder, Small | 14" | 5" | 10" |
| 10 | 66764 | Gas Cylinder/Spray Bottle Holder, Large | 24" | 5" | 10" |
| 11 | CHS5 | 5-Slot Caulk Tube Holder, 10 oz. | 14" | 3.5" | 8.5" |
| 12 | CHS8 | 8-Slot Caulk Tube Holder, 10 oz. | 23" | 3.5" | 8.5" |
| 13 | CHL4 | 4-Slot Caulk Tube Holder, 29 oz. | 14" | 5" | 9.5" |
| 14 | CHL7 | 7-Slot Caulk Tube Holder, 29 oz. | 23" | 5" | 9.5" |
| 15 | 14 | Step Stool | 20" | 13" | 12" |
| 16 | UH10 | Utility Hook, 1" | - | - | - |
| 17 | UH25 | Utility Hook, 2.5" | - | - | - |
| 18 | UH50 | Utility Hook, 5" | - | - | - |
| 19 | TA1WAD | 4-Hook Bar | 12" | 2" | 4.5" |
| 20 | TA2 | Hard Hat Holder | 10.5" | 2.5" | 9" |
| 21 | 66881 | Instant Folding Work Table | 24" | 18" | - |
| 22 | VMA24F | Professionals Folding Vise, No Vise | - | 24" | - |
| 23 | VMA24F-WV | Professionals Folding Vise, With Snap-On® Vise | - | 24" | - |
| 24 | 66241 | Battery Charging Station | - | - | - |
| 25 | WRH5 | Wire Reel Holder | 12" | 4" | 25" |
| 26 | GHPMSS GHPMCS | Driver Side Grab Handle Passenger Side Grab Handle | - | - | - |
| 27 | STEPPMRD | Rear Door Safety Step | - | - | - |
| 28 | STEPPMSD | Side Door Safety Step | - | - | - |



PROLIFT

UP TO 50% LIGHTER OPERATION

The ProLift™ is up to 50% easier to operate than comparable drop-down style ladder racks. This makes it the easiest and safest drop-down ladder rack system on the market. Using unique patent pending mechanical advantages and high-performance spring assist struts, ProLift™ raises and lowers ladders with an almost effortless pull, saving you time and energy while reducing back and shoulder injuries.

Built on Adrian Steel's new flagship Profile™ rack system, the ProLift™ is low profile, lightweight and built to last.



Max-Drop ProLift™ Ladder Rack


has a single function that lowers the ladder to a single set height and a secondary function that lowers the rear of the ladder further to a more ergonomic reach height. Most similar to our previous DDLR drop down series.

Available for ProMaster Low & High Roof

| | | Full Rack Component List | | | | | |
|----------------|----------------------------|---------------------------|---------------------|---------------------|-------------------------|------------------------------|---------------------------|
| | | Max-Drop Ladder Rack Kits | Crossbars Component | Rail Kits Component | Mounting Kits Component | Passenger Side Kit Component | Driver Side Kit Component |
| Passenger Side | Low Roof 118" | PLM61PL | 2BARCW | RRKPM | URMBK4W | PLMDPSMW | - |
| | Low Roof 136" | PLM61PL136 | 2BARCW | RRKPM136 | URMBK4W | PLMDPSMW | - |
| | High Roof 136" | PLM61PH136 | 2BARW | RRKPM136 | URMBK4W | PLMDPSHW | - |
| | High Roof 159" & 159" Ext. | PLM61PH | 2BARW | RRKPM | URMBK4W | PLMDPSHW | - |
| Dual Side | Low Roof 118" | PLM63PL | 2BARCW | RRKPM | URMBK4W | PLMDPSMW | PLMDDSMW |
| | Low Roof 136" | PLM63PL136 | 2BARCW | RRKPM136 | URMBK4W | PLMDPSMW | PLMDDSMW |
| | High Roof 136" | PLM63PH136 | 2BARW | RRKPM136 | URMBK4W | PLMDPSHW | PLMDDSHW |
| | High Roof 159" & 159" Ext. | PLM63PH | 2BARW | RRKPM | URMBK4W | PLMDPSHW | PLMDDSHW |



Max-Drop ProLift™ option shown.



Dual-Sided Max-Drop ProLift™ option shown.

- 1 LOCKABLE ATTACHED HANDLE**
Prevents losing your ladder rack handle and wasting time obtaining a new one. Pad-Lock capable to prevent theft.
Standard-Drop Option Only.
- 2 PULL ASSIST GAS SPRINGS**
Dampens the load during operation to prevent damage to the vehicle while also reducing operating force.
- 3 RUGGED WEAR STRIPS**
Protects and helps increase the life of your ladders.
- 4 ADJUSTABLE CLAMP PADS**
Get a snug fit on any ladder with just a half inch wrench or ratchet/socket.
- 5 LADDER GUIDE / VAN GUARD**
Help guide the ladder into the front bracket while also preventing damage to the van from the ladder.
- 6 SECONDARY SLIDE (MAX-DROP)**
The secondary slide lowers the ladder to a lower more ergonomic reach height to prevent back and shoulder injuries during operation.
- 7 EASY RELEASE T-HANDLE (MAX-DROP)**
Press and release with thumb to active the secondary slide.



GRIP YOUR LADDERS SECURELY WITH ADRIAN'S LOCKING STYLE LADDER RACKS.

Adrian's Grip-Lock racks protect the sides and roof of your van during loading and unloading ladders. All Grip-Lock racks feature a lockable, gripping mechanism which firmly secures one or two ladders to the top of the van. Racks easily adjust for ladders of different sizes.



PROMASTER CITY GRIP-LOCK RACK FEATURES AND BENEFITS

- Heavy-Duty actuating arm firmly grips ladder rungs to prevent shifting of ladder on rack.
- Gripping mechanism is lockable.
- Composite extrusions on front and rear crossbows and uprights protect ladders.
- Rung grips easily adjust to accommodate different types of ladders.
- Features an all aluminum design with a natural aluminum finish.
- There are no straps to deal with, clamping of ladder is automatic.
- Accommodates up to a 24 ft. extension ladder.
- To carry a 6 ft. step ladder, order **1BPMCGL**.

MODEL DESCRIPTION

61-PMC Passenger Side Grip Lock Ladder Rack

63-PMC Dual Side Grip Lock Ladder Rack



LADDER KEEPER

Best for those who need/want to carry step ladders horizontally on the ceiling of their vehicle. Recommended for any vehicle. Ladder height compatibility based on the wheelbase length of the vehicle.

| MODEL | DESCRIPTION |
|----------|---------------------------------|
| LK-PMC | Ladder Keeper, ProMaster City |
| LKPM118 | Ladder Keeper, ProMaster 118"WB |
| LK8PM136 | Ladder Keeper, ProMaster 136"WB |
| LK8PM159 | Ladder Keeper, ProMaster 159"WB |



INTERIOR LADDER RACK

Best for those who need/want to carry step ladders vertically on a shelving end panel or partition inside their vehicle. Recommended for use inside mid and high roof vehicles to fit taller ladder heights.

| MODEL | DESCRIPTION |
|-------|----------------------|
| ILR | Interior Ladder Rack |

Adrian Steel PROFILE™ HD Utility Rack.

The perfect rack for your business.

Select a pre-configured rack developed for common industry needs or take charge and build your own with our configuration tool.

This new system is low profile, aerodynamic, lightweight & tough. The clean, simplistic and corrosion resistant construction with stainless steel hardware and durable powder-coat finish is built to withstand heavy use and ensure years of dependability.

Mix and match components and accessories give you the flexibility to get the perfect rack for your business in less time and with less hassle.

Designed to adapt to almost any vehicle (truck, trailer and topper mounting coming soon) and the unique modular design can be easily upgraded for specific utility use.


1. Minimalistic Design.

Sleek, low-profile for great looking integration on any vehicle and was specifically designed and tested to prevent wind noise.




2. Safe, Secure Loading.

Multiple integrated tie-down points come standard for quick and safe transportation.



3. Rugged Wear Strip.

Why let loading and unloading take a toll on your gear and rack systems? Our new, extra-thick Wear Strip comes standard to protect equipment and T-slot crossbars, while keeping debris out of the channels.



4. Industry-Leading Customization.

Profile™ Crossbars have built-in channels for adding Ladder Stops, Rear Roller Assist, Built-In Ratchets, Conduit Kits and additional accessories.



5. 750lb. Load Capacity.

3" x 1.5" Heavy Duty, reinforced extruded aluminum crossbars are tested to support up to 250LBS per crossbar for maximum roof loading capacity.

(Always follow OEM roof rating weight standards for safest loading capacity)





MADE IN USA



Spec & Tech:

PROUDLY MADE IN THE U.S.A.

Rust-free construction with aluminum and galvanized steel components and stainless-steel hardware.

Simple no-drill installation secured to factory mounting points or drip rails

500LB - 750LB (2 or 3 crossbars) weight capacity. Always follow OEM recommended roof rating standards.

Long lasting DURA™ Powder-Coat Finish in TRU white.

30 minute installation time. (Varies by configuration)

One Rack, Endless Configurations.
Build the perfect rack for your business.

Rear Roller Assist
FULL-SIZE VANS ONLY

Single Crossbar Add-On

68" Crossbars FULL-SIZE VANS
58" Crossbars COMPACT VANS

Ladder Stop

4" Upright

6" Upright

9" Upright

9" Ratchet Upright

6" End Caps for PVC Kit
70-2NGLR

4" End Caps for PVC Kit
70-1NGLR

12'6" Aluminum Conduit Kit
80-2NGLR

10'6" Aluminum Conduit Kit
80-1NGLR

The perfect rack for your business.

Select a pre-configured rack developed for common industry needs or take charge and build your own with our configuration tool.

2-BAR OPTIONS

How to Order: "2-Bar Part Number" + "4-Pack Mounting Kit"



2-Bar w/ 4" Uprights

Full-Size Van # Compact Van #

2B4W

2B4CW



2-Bar w/ 6" Uprights

Full-Size Van # Compact Van #

2B6W

2B6CW



2-Bar w/ 9" Ratchet Uprights


Full-Size Van # Compact Van #

2B9RW

2B9RCW

3-BAR OPTIONS

How to Order: "3-Bar Part Number" + "4-Pack Mounting Kit" + "2-Pack Mounting Kit"



3-Bar w/ 4" Uprights

Full-Size Van # Compact Van #

3B4W

N/A



3-Bar w/ 6" Uprights

Full-Size Van # Compact Van #

3B6W

N/A



3-Bar w/ 9"⁽²⁾ & 9" Ratchet Uprights⁽⁴⁾

Full-Size Van # Compact Van #

3B9R9W

N/A



3-Bar w/ 6" Uprights & Rear Roller

Full-Size Van # Platform:

3B6RRPMW

ProMaster

②

③

MOUNTING BRACKETS

4-Pack

2-Pack

Vehicle Platform:

| | | | |
|-----|-----------------|-----------------|-------------------------|
| Ram | PMMBK4W | PMMBK2W | ProMaster Low/High Roof |
| | PMCMBK4W | PMCMBK2W | ProMaster City |



Or scan to build a 100% custom rack.

| | | | |
|----------------|------------------------|---|---|
| What to order: | ① | ② | ③ |
| 2-Bar Rack: | 2-Bar Rack part number | + | 4-Pack part number |
| 3-Bar Rack: | 3-Bar Rack part number | + | 4-Pack part number + 2-Pack part number |

Scan
to view
racks.



Scan to
build your
own rack.



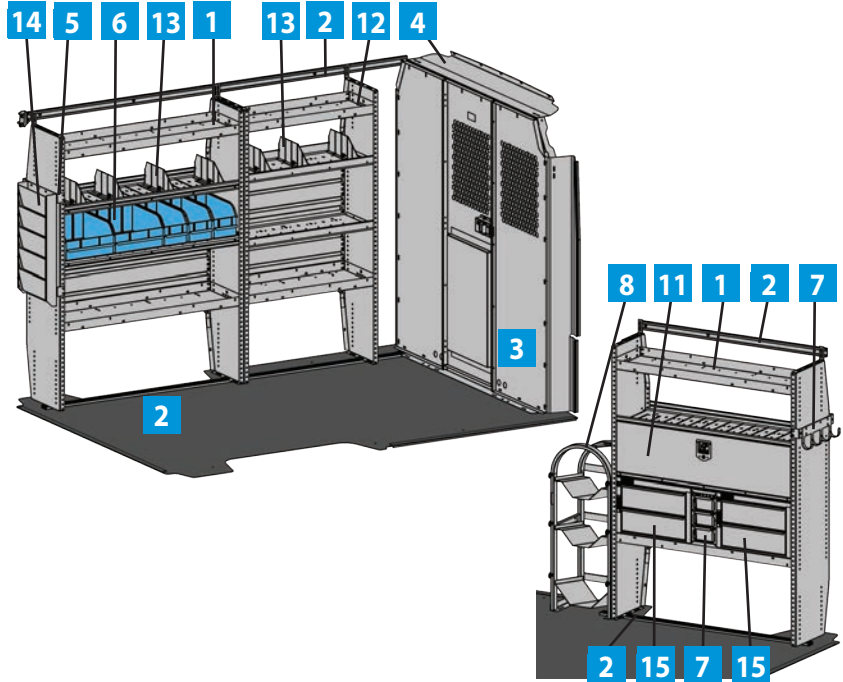
Scan to
find your
distributor.



**Ford Transit Connect shown*

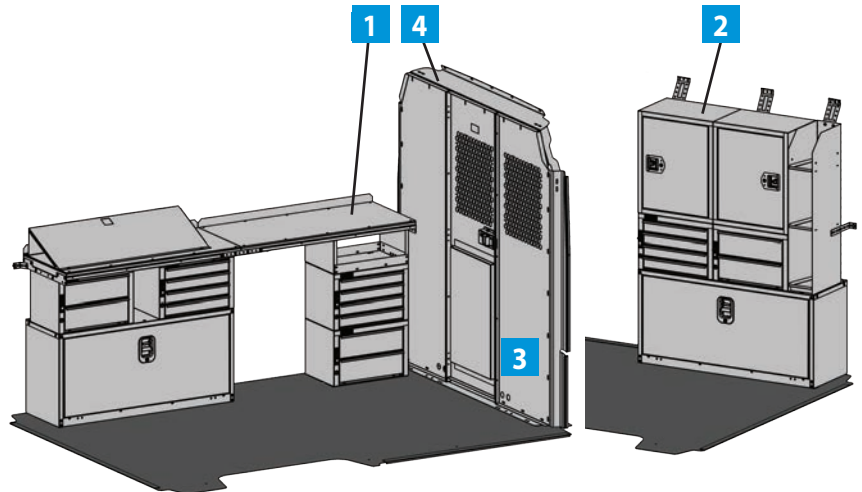
**5466
HVAC STARTER PACKAGE
RAM PROMASTER 118" WB**

| ITEM | MODEL | DESCRIPTION | QTY |
|------|-----------|--|-----|
| 1 | HAD4459 | Hybrid 4-Shelf Unit | 2 |
| 2 | RKPMSWB | Mounting Rail Kit | 1 |
| 3 | S1M2HC2PM | Steel Partition Panel Kit w/ Visibility & Door Kit | 1 |
| 4 | WKC1PM | Steel Partition Mounting Kit | 1 |
| 5 | BRK14EPS | End Panel Mounting Bracket | 2 |
| 6 | BR36212 | Bin Set for Adjustable Shelving | 1 |
| 7 | DC6 | 3-Drawer Unit | 1 |
| 8 | 230150TR | Welded Tank Rack | 1 |
| 9 | TA1WAD | 4-Hook Bar w/ Adapter | 1 |
| 10 | DK4210 | Door Kit w/ Open Back | 1 |
| 11 | HAD3259 | Hybrid 4-Shelf Unit | 1 |
| 12 | DV14C8 | 14" Shelf Dividers | 1 |
| 13 | CB5 | 5-Slot Literature Rack | 1 |
| 14 | 19 | 2-Drawer Unit w/ Lock | 2 |



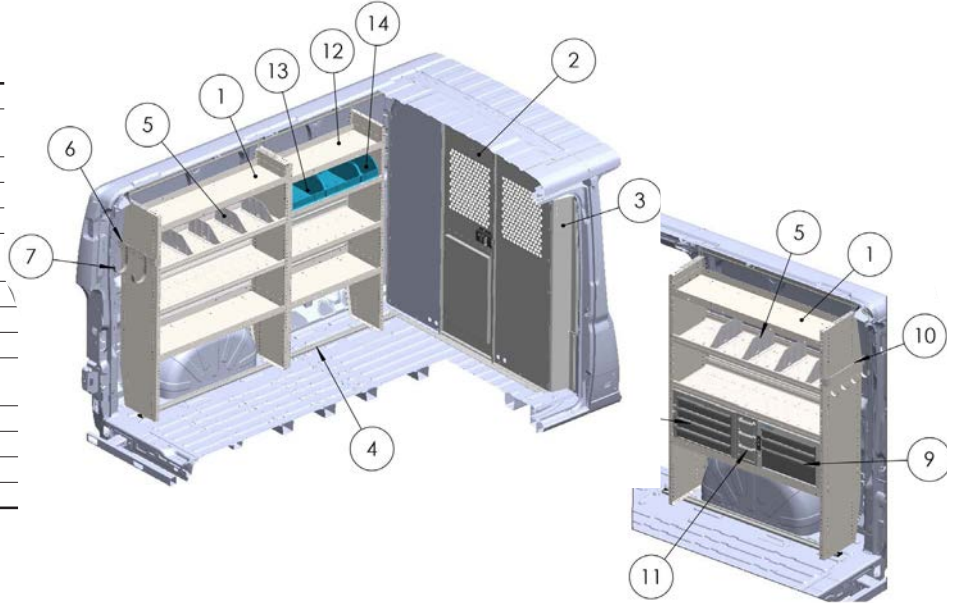
**5467
LOCKSMITH STARTER PACKAGE
RAM PROMASTER 118" WB**

| ITEM | MODEL | DESCRIPTION | QTY |
|------|-----------|--|-----|
| 1 | MD608PM | Workbench Module | 1 |
| 2 | MD506PM | Drawer Module | 1 |
| 3 | S1M2HC2PM | Steel Partition Panel Kit w/ Visibility & Door Kit | 1 |
| 4 | WKC1PM | Steel Partition Mounting Kit | 1 |



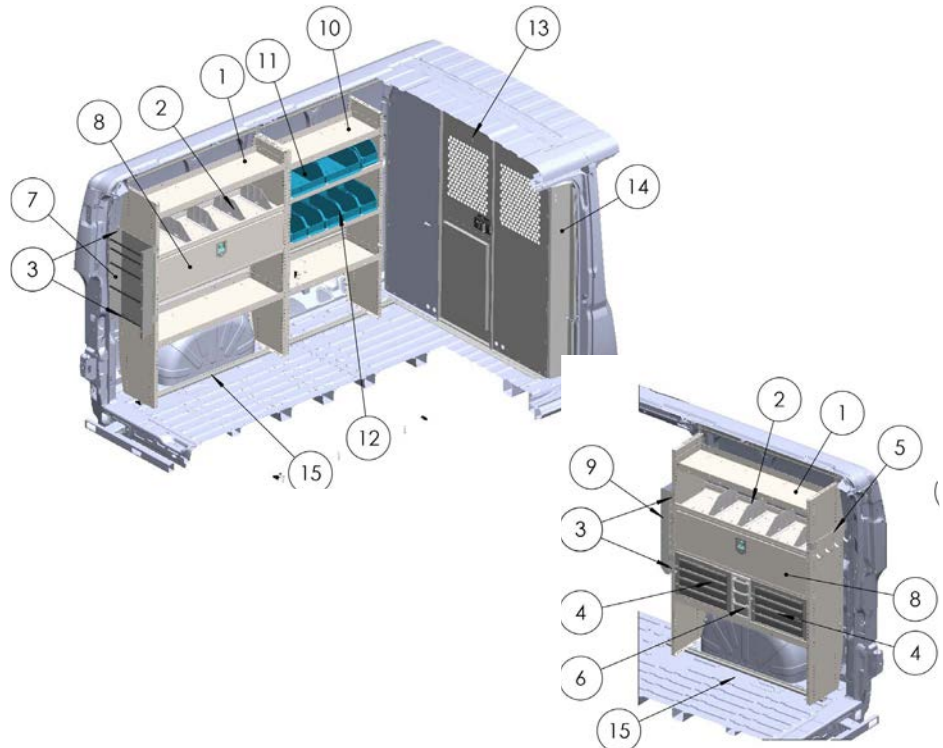
**5462
GENERAL SERVICE STARTER PACKAGE
RAM PROMASTER 118" WB**

| ITEM | MODEL | DESCRIPTION | QTY |
|------|------------|---|-----|
| 1 | HAD4459 | Hybrid 4-Shelf Unit | 2 |
| 2 | S1M2HC2PM | Steel Partition Panel Kit w/ Visibility & Door Kit | 1 |
| 3 | WKC1PM | Partition Mounting Kit | 1 |
| 4 | RKPMSWB | Mounting Rail Kit | 1 |
| 5 | DV14C8 | Shelf Divider Kit | 1 |
| 6 | BRK14EPS | Accessory Mounting Bracket for End Panels | 1 |
| 7 | UH50 | Utility Hook | 2 |
| 8 | 9 | 4-Drawer Unit w/ Lock | 1 |
| 9 | 919 | 3-Drawer Unit w/ Lock | 1 |
| 10 | TA1WAD | 4-Hook Bar w/ End Panel Adapter | 1 |
| 11 | DC6 | 3-Drawer Unit | 1 |
| 12 | HAD3259 | Hybrid 4-Shelf Unit | 1 |
| 13 | SBIN120614 | Snap In Bin | 2 |
| 14 | SBIN060614 | Snap in Bin | 1 |



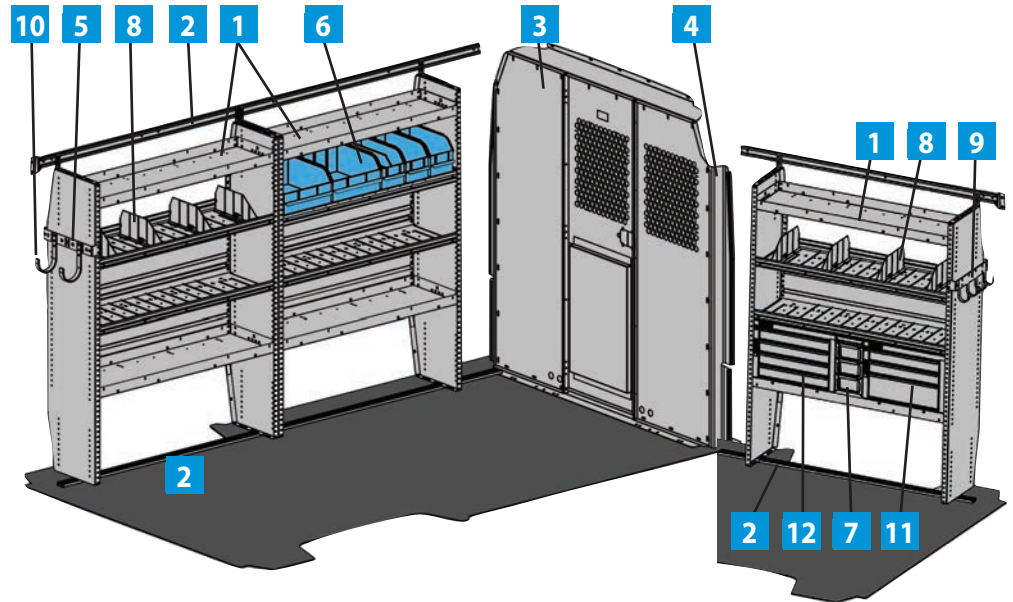
**5463
ELECTRICAL STARTER PACKAGE
RAM PROMASTER 118" WB**

| ITEM | MODEL | DESCRIPTION | QTY |
|------|------------|---|-----|
| 1 | HAD4459 | Hybrid 4-Shelf Unit | 2 |
| 2 | DV14C8 | Shelf Divider Kit | 1 |
| 3 | BRK14EPS | Accessory Mounting Bracket for End Panels | 4 |
| 4 | 9 | 4-Drawer Unit w/ Lock | 2 |
| 5 | TA1WAD | 4-Hook Bar w/ End Panel Adapter | 1 |
| 6 | DC6 | 3-Drawer Unit | 1 |
| 7 | WRH5 | 5-Bar Spool Holder | 1 |
| 8 | DK4210 | Door Kit | 2 |
| 9 | CB5 | 5-Slot Literature Rack | 1 |
| 10 | HAD3259 | Hybrid 4-Shelf Unit | 1 |
| 11 | SBIN120614 | Snap In Bin | 2 |
| 12 | SBIN060614 | Snap In Bin | 6 |
| 13 | S1M2HC2PM | Steel Partition Panel Kit w/ Visibility & Door Kit | 1 |
| 14 | WKC1PM | Partition Mounting Kit | 1 |
| 15 | RKPMSWB | Mounting Rail Kit | 1 |



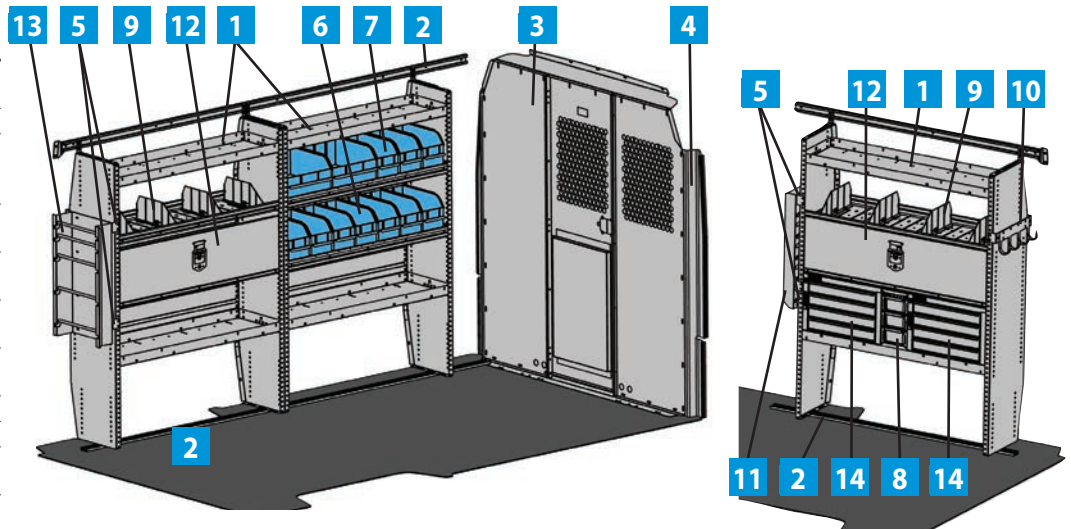
**5180
GENERAL SERVICE
STARTER PACKAGE
RAM PROMASTER 136" WB**

| ITEM | MODEL | DESCRIPTION | QTY |
|------|-----------|--|-----|
| 1 | HAD4459 | Hybrid 4-Shelf Unit | 3 |
| 2 | RKPMMWB | Mounting Rail Kit | 1 |
| 3 | S1M2HC2PM | Steel Partition Panel Kit w/ Visibility & Door Kit | 1 |
| 4 | WKC1PM | Steel Partition Mounting Kit | 1 |
| 5 | BRK14EPS | End Panel Mounting Bracket | 1 |
| 6 | BR36212 | Bin Set for Adjustable Shelving | 1 |
| 7 | DC6 | 3-Drawer Unit | 1 |
| 8 | DV14C8 | 14" Shelf Dividers | 1 |
| 9 | TA1WAD | 4-Hook Bar w/ Adapter | 1 |
| 10 | UH50 | Utility Hook | 2 |
| 11 | 919 | 3-Drawer Unit w/ Lock | 1 |
| 12 | 9 | 4-Drawer Unit w/ Lock | 1 |



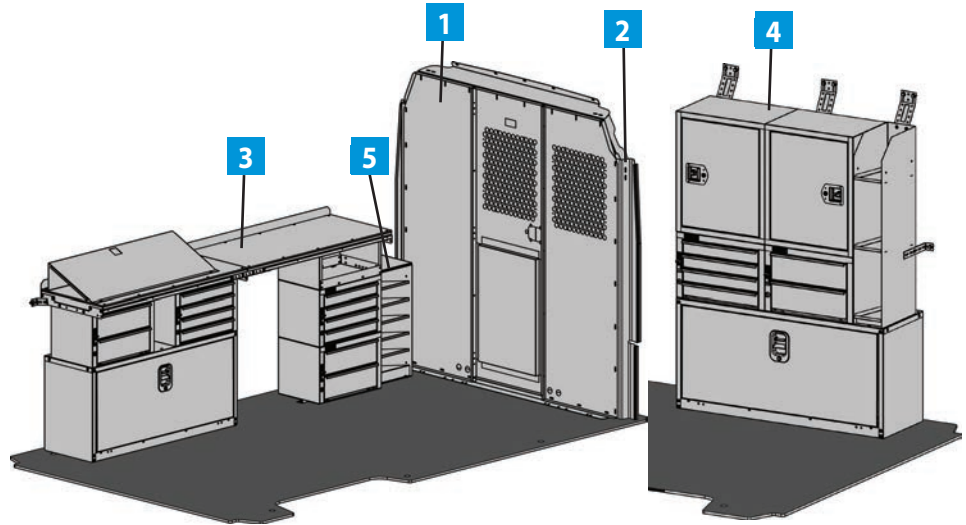
**5181
ELECTRICAL STARTER PACKAGE
RAM PROMASTER 136" WB**

| ITEM | MODEL | DESCRIPTION | QTY |
|------|-----------|--|-----|
| 1 | HAD4459 | Hybrid 4-Shelf Unit | 3 |
| 2 | RKPMMWB | Mounting Rail Kit | 1 |
| 3 | S1M2HC2PM | Steel Partition Panel Kit w/ Visibility & Door Kit | 1 |
| 4 | WKC1PM | Steel Partition Mounting Kit | 1 |
| 5 | BRK14EPS | End Panel Mounting Bracket | 4 |
| 6 | BR76012 | Bin Set for Adjustable Shelving | 1 |
| 7 | BR36212 | Bin Set for Adjustable Shelving | 1 |
| 8 | DC6 | 3-Drawer Unit | 1 |
| 9 | DV14C8 | 14" Shelf Dividers | 1 |
| 10 | TA1WAD | 4-Hook Bar w/ Adapter | 1 |
| 11 | CB5 | 5-Slot Literature Rack | 1 |
| 12 | DK4210 | Door Kit w/ Open Back | 2 |
| 13 | WRH5 | 5-Bar Spool Holder | 1 |
| 14 | 9 | 4-Drawer Unit w/ Lock | 2 |



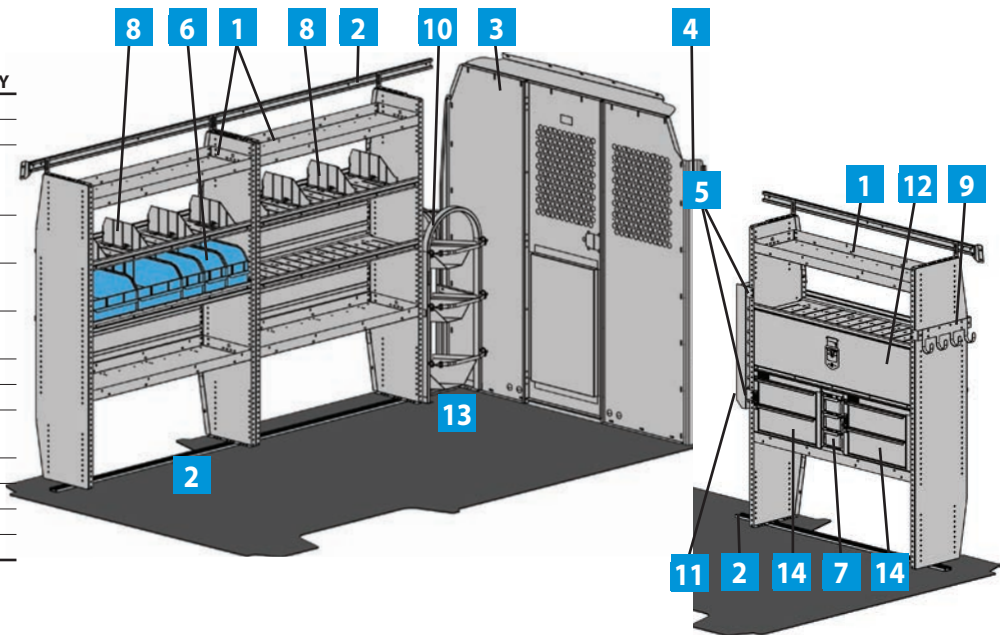
**5274
LOCKSMITH STARTER
PACKAGE
RAM PROMASTER 136" WB AND
RAM PROMASTER 159" WB**

| ITEM | MODEL | DESCRIPTION | QTY |
|------|-----------|--|-----|
| 1 | S1M2HC2PM | Steel Partition Panel Kit w/ Visibility & Door Kit | 1 |
| 2 | WKC1PM | Steel Partition Mounting Kit | 1 |
| 3 | MD608PM | 84" Workbench Module | 1 |
| 4 | MD506PM | Drawer Module | 1 |
| 5 | 17A | 6-Shelf Catalog File | 1 |



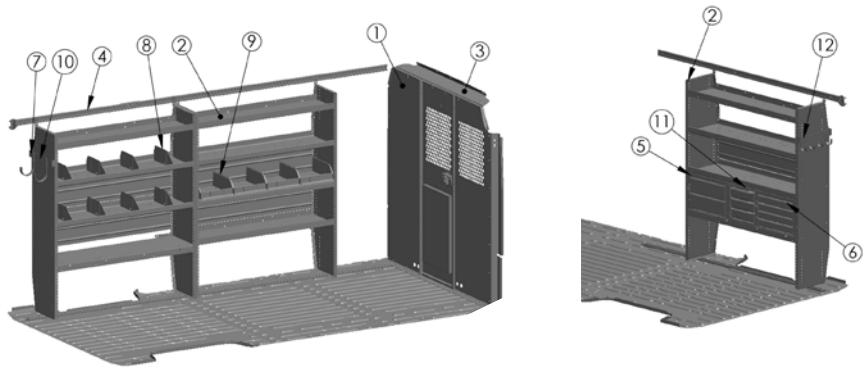
**5184
HVAC STARTER PACKAGE
RAM PROMASTER 136" WB**

| ITEM | MODEL | DESCRIPTION | QTY |
|------|-----------|--|-----|
| 1 | HAD4459 | Hybrid 4-Shelf Unit | 3 |
| 2 | RKPMWMB | Mounting Rail Kit | 1 |
| 3 | S1M2HC2PM | Steel Partition Panel Kit w/ Visibility & Door Kit | 1 |
| 4 | WKC1PM | Steel Partition Mounting Kit | 1 |
| 5 | BRK14EPS | End Panel Mounting Bracket | 2 |
| 6 | BR36212 | Bin Set for Adjustable Shelving | 1 |
| 7 | DC6 | 3-Drawer Unit | 1 |
| 8 | DV14C8 | 14" Shelf Dividers | 1 |
| 9 | TA1WAD | 4-Hook Bar w/ Adapter | 1 |
| 10 | 230150TR | Welded Tank Rack | 1 |
| 11 | CB5 | 5-Slot Literature Rack | 1 |
| 12 | DK4210 | Door Kit w/ Open Back | 1 |
| 13 | 19 | 2-Drawer Unit w/ Lock | 2 |



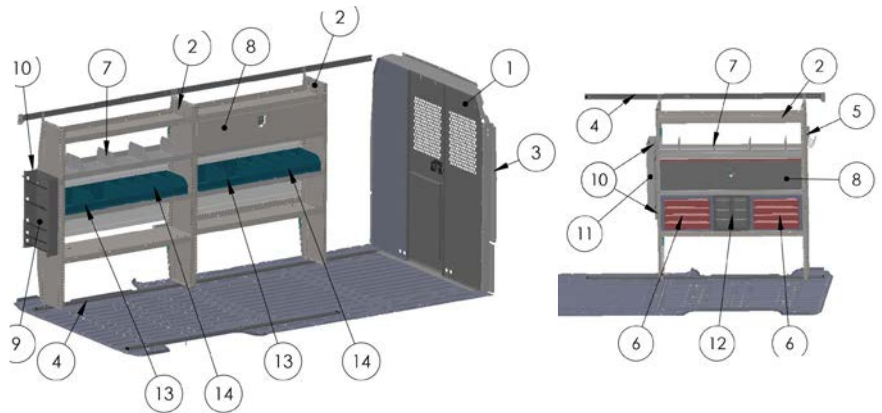
**5185
GENERAL SERVICE STARTER
PACKAGE
RAM PROMASTER 159" WB**

| ITEM | MODEL | DESCRIPTION | QTY |
|------|------------|--|-----|
| 1 | S1M2HC2PM | Steel Partition Panel Kit w/ Visibility & Door Kit | 1 |
| 2 | HAD5059 | Hybrid 4-Shelf Unit | 3 |
| 3 | WKC1PM | Steel Partition Mounting Kit | 1 |
| 4 | RKPMLWB | Mounting Rail Kit | 1 |
| 5 | 19 | 2-Drawer Unit w/ Lock | 1 |
| 6 | 9 | 4-Drawer Unit w/ Lock | 1 |
| 7 | UH50 | Utility Hook | 2 |
| 8 | DV14C1 | Shelf Divider | 8 |
| 9 | SBIN120614 | Snap In Bin | 4 |
| 10 | BRK14EPS | Accessory Mounting Bracket for End Panels | 1 |
| 11 | DC12 | 3-Drawer Unit | 1 |
| 12 | TA1WAD | 4-Hook Bar w/ End Panel Adapter | 1 |



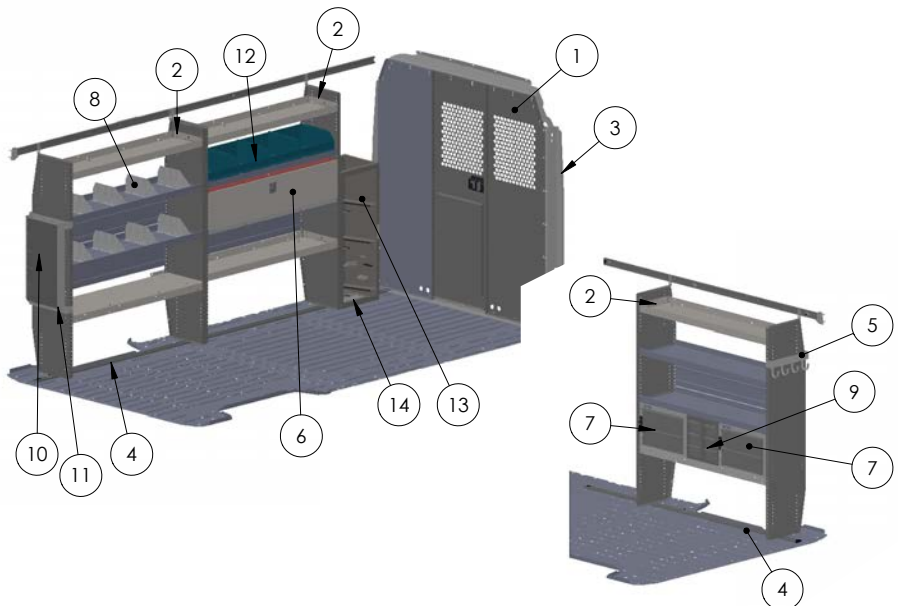
**5186
ELECTRICAL STARTER PACKAGE
RAM PROMASTER 159" WB**

| ITEM | MODEL | DESCRIPTION | QTY |
|------|------------|--|-----|
| 1 | S1M2HC2PM | Steel Partition Panel Kit w/ Visibility & Door Kit | 1 |
| 2 | HAD5059 | Hybrid 4-Shelf Unit | 3 |
| 3 | WKC1PM | Steel Partition Mounting Kit | 1 |
| 4 | RKPMLWB | Mounting Rail Kit | 1 |
| 5 | TA1WAD | 4-Hook Bar w/ End Panel Adapter | 1 |
| 6 | 9 | 4-Drawer Unit w/ Lock | 2 |
| 7 | DV14C8 | Shelf Divider Kit | 1 |
| 8 | DK4810 | Door Kit | 2 |
| 9 | WRH5 | 5-Bar Spool Holder | 1 |
| 10 | BRK14EPS | Accessory Mounting Bracket for End Panels | 1 |
| 11 | CB5 | 5-Slot Literature Rack | 1 |
| 12 | DC6 | 3-Drawer Unit | 2 |
| 13 | SBIN120614 | Snap In Bin | 4 |
| 14 | SBIN060614 | Snap In Bin | 8 |



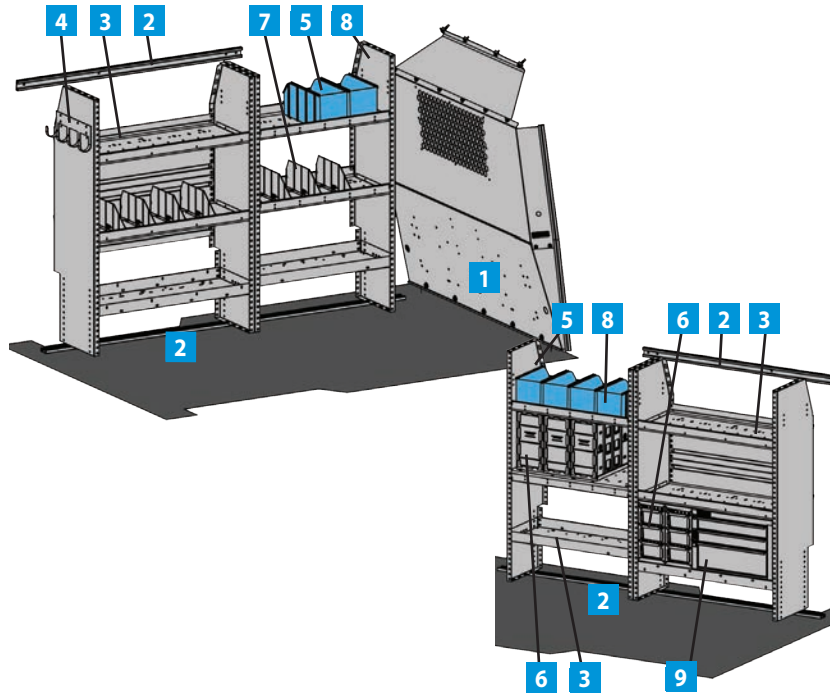
**5189
HVAC STARTER PACKAGE
RAM PROMASTER 159" WB**

| ITEM | MODEL | DESCRIPTION | QTY |
|------|------------|--|-----|
| 1 | S1M2HC2PM | Steel Partition Panel Kit w/ Visibility & Door Kit | 1 |
| 2 | HAD5059 | Hybrid 4-Shelf Unit | 3 |
| 3 | WKC1PM | Steel Partition Mounting Kit | 1 |
| 4 | RKPMLWB | Mounting Rail Kit | 1 |
| 5 | TA1WAD | 4-Hook Bar w/ End Panel Adapter | 1 |
| 6 | DK4810 | Door Kit | 1 |
| 7 | 19 | 2-Drawer Unit w/ Lock | 2 |
| 8 | DV14C1 | Shelf Divider | 8 |
| 9 | DC6 | 3-Drawer Unit | 2 |
| 10 | CB5 | 5-Slot Literature Rack | 1 |
| 11 | BRK14EPS | Accessory Mounting Bracket for End Panels | 2 |
| 12 | DK4810 | Door Kit | 1 |
| 13 | SBIN120614 | Snap In Bin | 4 |
| 14 | 230150TR | Welded Tank Rack | 1 |



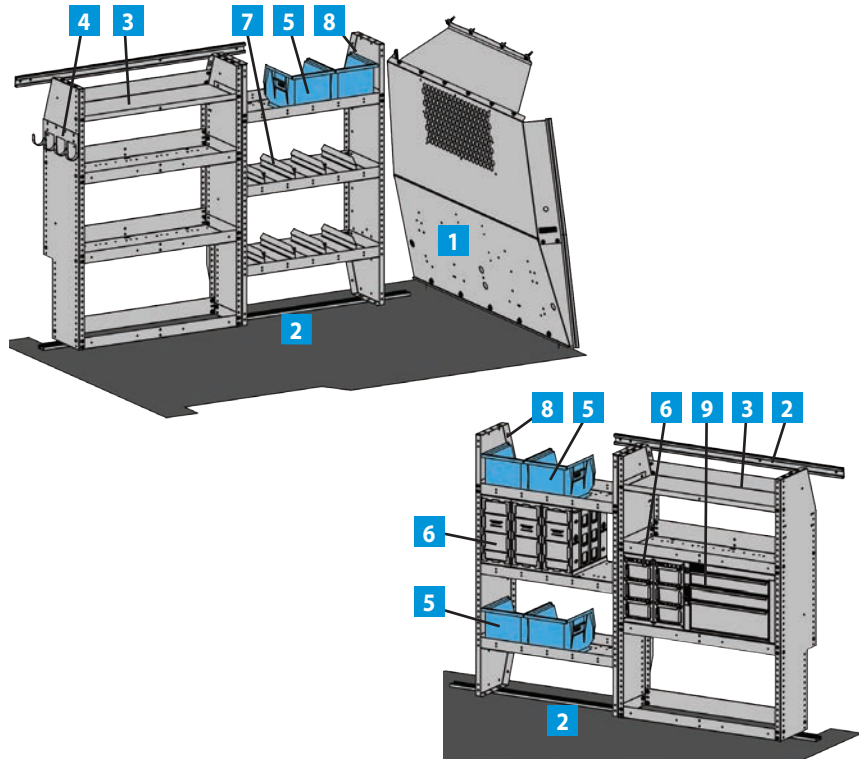
**5100PMC
GENERAL SERVICE STARTER PACKAGE
ProMaster City**

| ITEM | MODEL | DESCRIPTION | QTY |
|------|------------|-------------------------------|-----|
| 1 | P2PMCS15 | Steel Partitoin w/ Visibility | 1 |
| 2 | RK72PMC | Mounting Rail Kit | 2 |
| 3 | AD32PMC | 3-Shelf Unit | 2 |
| 4 | TA1 | 4-Hook Bar | 1 |
| 5 | SBIN060614 | Snap In Bin | 6 |
| 6 | DC6 | 3-Drawer Unit | 5 |
| 7 | DV14C8 | 14" Shelf Dividers | 1 |
| 8 | AD28PMC | 3-Shelf Unit | 2 |
| 9 | 919 | 3-Drawer Unit w/ Lock | 1 |



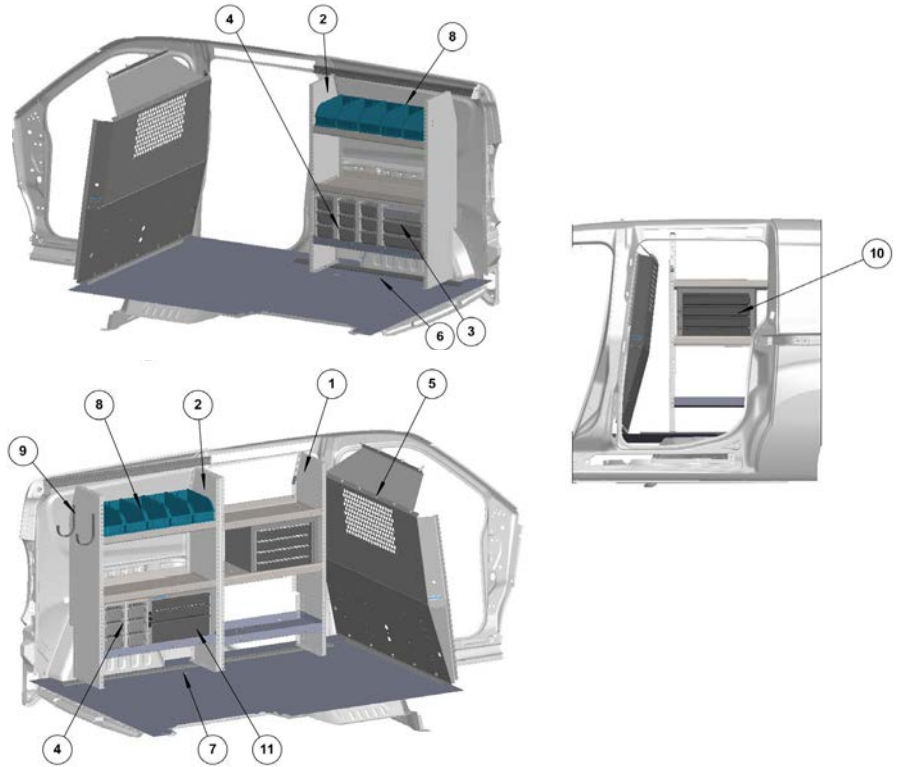
**5084PMC
GENERAL SERVICE STARTER PACKAGE
ProMaster City**

| ITEM | MODEL | DESCRIPTION | QTY |
|------|----------|-------------------------------|-----|
| 1 | P2PMCS15 | Steel Partitoin w/ Visibility | 1 |
| 2 | RK72PMC | Mounting Rail Kit | 2 |
| 3 | HD32TC | 3-Shelf Unit | 2 |
| 4 | TA1 | 4-Hook Bar | 1 |
| 5 | 28 | Parts Bin | 6 |
| 6 | DC6 | 3-Drawer Unit | 5 |
| 7 | DV12 | Shelf Divider | 8 |
| 8 | HD-28NV2 | 3-Shelf Unit | 2 |
| 9 | 919 | 3-Drawer Unit w/ Lock | 1 |



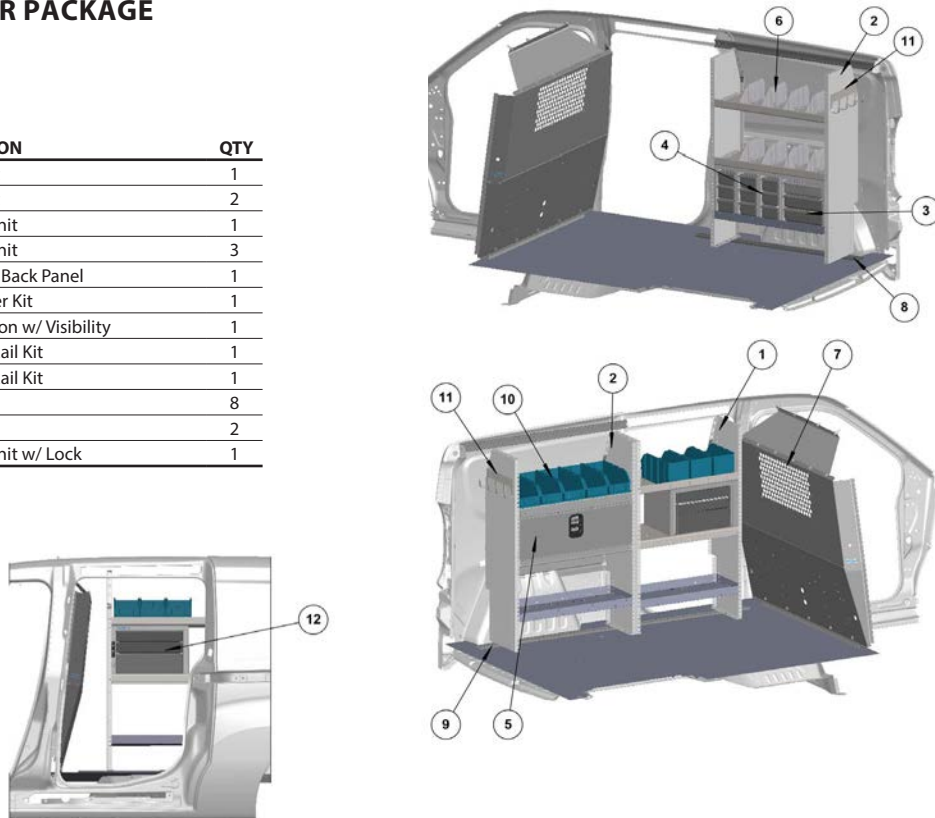
**5096PMC
PLUMBING STARTER PACKAGE
ProMaster City**

| ITEM | MODEL | DESCRIPTION | QTY |
|------|------------|-----------------------------|-----|
| 1 | AD28PMC | 3-Shelf Unit | 1 |
| 2 | AD32PMC | 3-Shelf Unit | 2 |
| 3 | DC12 | 3-Drawer Unit | 1 |
| 4 | DC6 | 3-Drawer Unit | 5 |
| 5 | P2PMCS15 | Steel Partion w/ Visibility | 1 |
| 6 | RKPMC | Mounting Rail Kit | 1 |
| 7 | RK72PMC | Mounting Rail Kit | 1 |
| 8 | SBIN060614 | Snap In Bin | 10 |
| 9 | UH50 | Utility Hook | 2 |
| 10 | 9 | 4-Drawer Unit w/ Lock | 1 |
| 11 | 919 | 3-Drawer Unit w/ Lock | 1 |



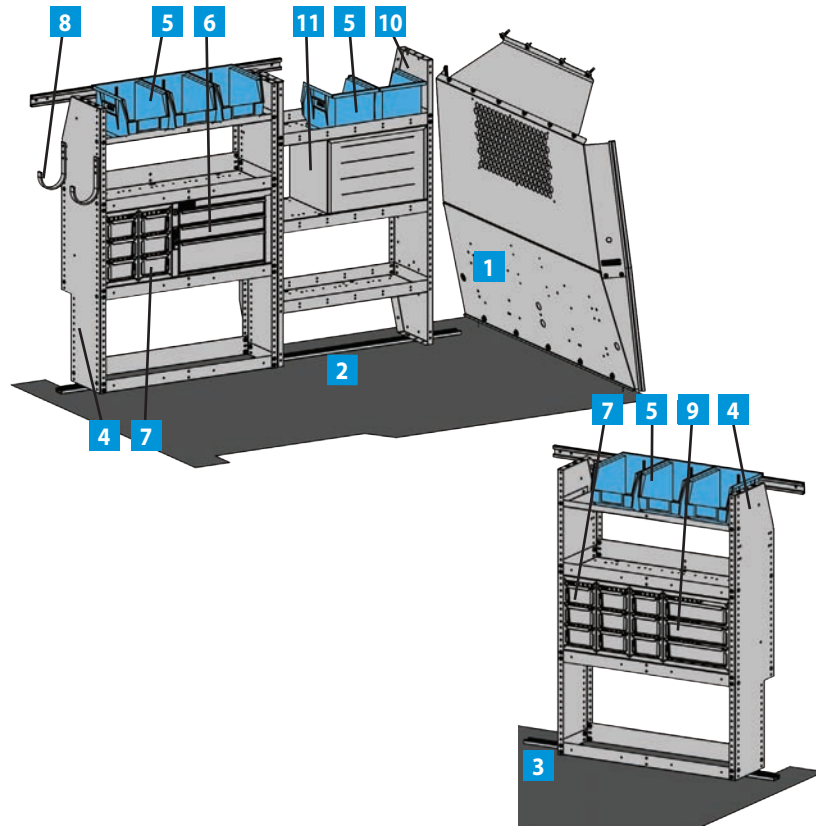
**5099PMC
ELECTRICAL STARTER PACKAGE
ProMaster City**

| ITEM | MODEL | DESCRIPTION | QTY |
|------|------------|-----------------------------|-----|
| 1 | AD28PMC | 3-Shelf Unit | 1 |
| 2 | AD32PMC | 3-Shelf Unit | 2 |
| 3 | DC12 | 3-Drawer Unit | 1 |
| 4 | DC6 | 3-Drawer Unit | 3 |
| 5 | DK32TC | Door Kit w/ Back Panel | 1 |
| 6 | DV14C8 | Shelf Divider Kit | 1 |
| 7 | P2PMCS15 | Steel Partion w/ Visibility | 1 |
| 8 | RKPMC | Mounting Rail Kit | 1 |
| 9 | RK72PMC | Mounting Rail Kit | 1 |
| 10 | SBIN060614 | Snap In Bin | 8 |
| 11 | TA1 | 4-Hook Bar | 2 |
| 12 | 919 | 3-Drawer Unit w/ Lock | 1 |



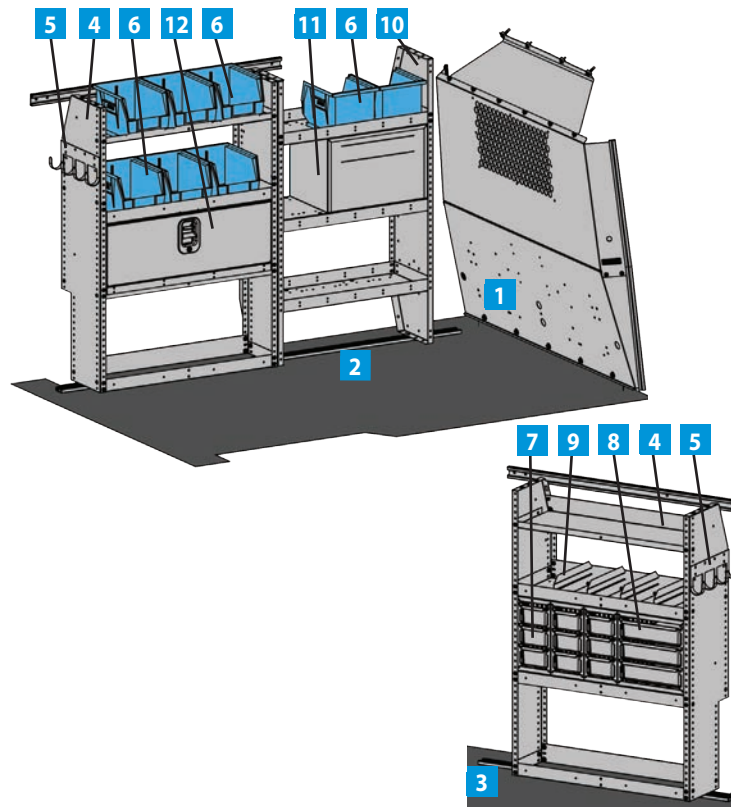
**5080PMC
PLUMBING STARTER PACKAGE
ProMaster City**

| ITEM | MODEL | DESCRIPTION | QTY |
|------|----------|-------------------------------|-----|
| 1 | P2PMCS15 | Steel Partitoin w/ Visibility | 1 |
| 2 | RK72PMC | Mounting Rail Kit | 1 |
| 3 | RKPMC | Mounting Rail Kit | 1 |
| 4 | HD32TC | 3-Shelf Unit | 2 |
| 5 | 28 | Parts Bin | 8 |
| 6 | 919 | 3-Drawer Unit w/ Lock | 1 |
| 7 | DC6 | 3-Drawer Unit | 5 |
| 8 | UH50 | Utility Hook | 2 |
| 9 | DC12 | 3-Drawer Unit | 1 |
| 10 | HD-28NV2 | 3-Shelf Unit | 1 |
| 11 | 9 | 4-Drawer Unit w/ Lock | 1 |



**5083PMC
ELECTRICAL STARTER
PACKAGE
ProMaster City**

| ITEM | MODEL | DESCRIPTION | QTY |
|------|----------|-------------------------------|-----|
| 1 | P2PMCS15 | Steel Partitoin w/ Visibility | 1 |
| 2 | RK72PMC | Mounting Rail Kit | 1 |
| 3 | RKPMC | Mounting Rail Kit | 1 |
| 4 | HD32TC | 3-Shelf Unit | 2 |
| 5 | TA1 | 4-Hook Bar | 2 |
| 6 | 28 | Parts Bin | 8 |
| 7 | DC6 | 3-Drawer Unit | 3 |
| 8 | DC12 | 3-Drawer Unit | 1 |
| 9 | DV12 | Shelf Divider | 4 |
| 10 | HD-28NV2 | 3-Shelf Unit | 1 |
| 11 | 919 | 3-Drawer Unit w/ Lock | 1 |
| 12 | DK32TC | Door Kit | 1 |





A SAFER, MORE EFFICIENT LAST MILE LIFESTYLE



Sliding Partition

- Easy open door with quick access to cargo area.
- Reduces climbing in and out of the van by half.
- Barrier that helps protect the occupants from shifting cargo




Folding Shelves

- Flexible storage for a variety of package sizes
- Strong lightweight aluminum shelves to maximize payload
- Gas struts quiet the shelving while reducing strain of moving shelves up or down.
- 20" deep with 2" lip and available in 36", 48", 60" and 72" lengths



Steps (Rear & Side Doors)

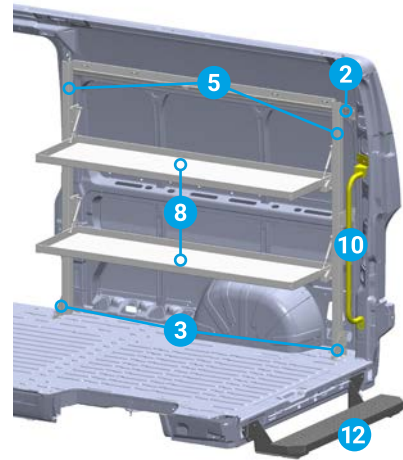
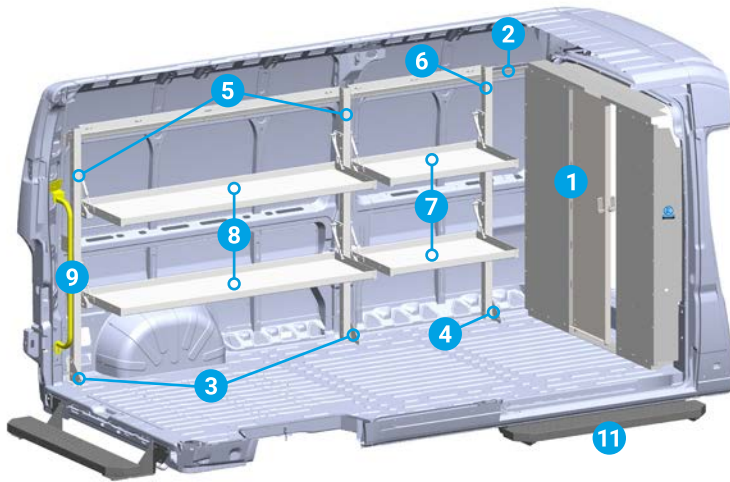
- Slip resistant platform for sure footing.
- Grated platform allows dirt and water to drain through preventing build-up.
- Safely enter/exit van with steps that reduces height to climb in out of the van.



Grab Handles (Rear & Side Doors)

- Helps maintains balance when entering/leaving the vehicle
- Reduces fatigue of climbing in and out of the vehicle
- Point on contact in case of slip trip or fall

ProMaster High Roof 159"



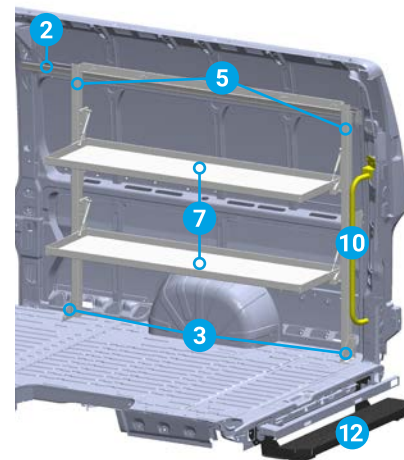
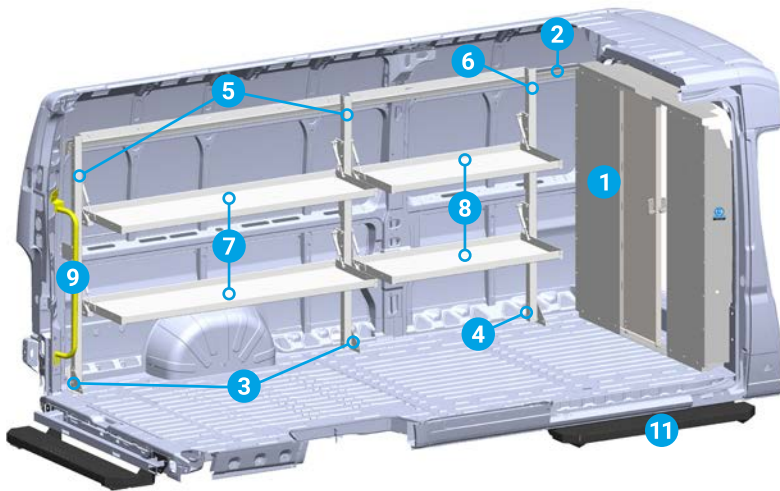
Part Number: 6720PM159

| Item: | Description: | Part Number: | Qty: |
|-------|----------------------------------|--------------|------|
| 1 | Sliding Partition | SPARPM2 | 1 |
| 2 | Upper AD Mounting Rail | 54717 | 1 |
| 3 | Shelf Mounting Kit | FSFMKSPR * | 2 |
| 4 | Shelf Mounting Kit Add-On | FSFMKSPRA | 1 |
| 5 | Folding Shelf Upright Kit | FSFPKMH * | 2 |
| 6 | Folding Shelf Upright Kit Add-On | FSFPKMHA | 1 |

| Item: | Description: | Part Number: | Qty: |
|-------|----------------------------|--------------|------|
| 7 | Folding Shelf Kit, 20 x 36 | FSFK2036 * | 1 |
| 8 | Folding Shelf Kit, 20 x 72 | FSFK2072 * | 2 |
| 9 | Driver Side Grab Handle | GHPMSS | 1 |
| 10 | Passenger Side Grab Handle | GHPMCS | 1 |
| 11 | Side Door Step | STEPPMSD | 1 |
| 12 | Rear Door Step | STEPPMRD | 1 |

* Part numbers comes as a 2-pack

ProMaster High Roof 159" Extended



Part Number: 6720PM159X

| Item: | Description: | Part Number: | Qty: |
|-------|----------------------------------|--------------|------|
| 1 | Sliding Partition | SPARPM2 | 1 |
| 2 | Upper AD Mounting Rail | 58577 | 1 |
| 3 | Shelf Mounting Kit | FSFMKSPR * | 2 |
| 4 | Shelf Mounting Kit Add-On | FSFMKSPRA | 1 |
| 5 | Folding Shelf Upright Kit | FSFPKMH * | 2 |
| 6 | Folding Shelf Upright Kit Add-On | FSFPKMHA | 1 |

| Item: | Description: | Part Number: | Qty: |
|-------|----------------------------|--------------|------|
| 7 | Folding Shelf Kit, 20 x 72 | FSFK2072 * | 2 |
| 8 | Folding Shelf Kit, 20 x 48 | FSFK2048 * | 1 |
| 9 | Driver Side Grab Handle | GHPMSS | 1 |
| 10 | Passenger Side Grab Handle | GHPMCS | 1 |
| 11 | Side Door Step | STEPPMSD | 1 |
| 12 | Rear Door Step | STEPPMRD | 1 |

* Part numbers comes as a 2-pack

| MODEL | PAGE | DESCRIPTION | MODEL | PAGE | DESCRIPTION | MODEL | PAGE | DESCRIPTION |
|----------|------|--|------------|--------|---|------------|------|---|
| 1 | 11 | Cabinet w/ Lock | 60-131 | 12 | Passenger Side Door Window Screen | DV44L1 | 8 | Shelf Divider, Single |
| 12 | 11 | Cabinet w/ Lock | 60-PM-MLXW | 12 | Window Screen Kit | DV44L4 | 8 | Shelf Divider, 4-Pack |
| 12A | 11 | Cabinet Shelf for #12 | 60-PMCRD | 12 | Rear Doors Window Screen Kit | DV44U1 | 8 | Shelf Divider, Single |
| 130150TR | 14 | EZLoad™ Tank Rack, 30lb. (1), 50lb. (1) | 60-PMCS | 12 | Side Sliding Door Window Screen Kit | DV44U4 | 8 | Shelf Divider, 8-Pack |
| 130250TR | 14 | EZLoad™ Tank Rack, 30lb. (1), 50lb. (2) | 60-PMSWB | 12 | Window Screen Kit | DV44U | 8 | Shelf Divider |
| 130TR | 14 | EZLoad™ Tank Rack, 30lb. (1) | 61-PMC | 18 | Passenger Side Grip-Lock Ladder Rack | FSFK2036 | 9 | Folding Shelf Kit, 36" |
| 14 | 12 | Step Stool | 63-PMC | 18 | Driver Side Grip-Lock Ladder Rack | FSFK2048 | 9 | Folding Shelf Kit, 48" |
| 14 | 15 | Step Stool | 66206 | 15 | Open Storage Box Tray, 14" | FSFK2060 | 9 | Folding Shelf Kit, 60" |
| 150TR | 14 | EZLoad™ Tank Rack, 50lb. (1) | 66241 | 15 | Battery Charging Station | FSFK2072 | 9 | Folding Shelf Kit, 72" |
| 19 | 10 | 2-Drawer Unit | 66246 | 15 | Open Storage Box Tray, 24" | FSFMKSPR | 9 | Folding Shelf Mounting Feet Kit |
| 1A | 11 | Cabinet Shelf for #1 | 66761 | 15 | Gas Cylinder/Spray Bottle Holder, Small | FSFMKSPRA | 9 | Folding Shelf Mounting Foot Add-On |
| 1ACTR | 14 | 1-Acetylene Tank Holder | 66764 | 15 | Gas Cylinder/Spray Bottle Holder, Large | FSFPKMH | 9 | Folding Shelf Upright Kit, 2-Pack |
| 2 | 10 | 4-Drawer Unit | 66881 | 15 | Instant Folding Work Table | FSFPKMHA | 9 | Folding Shelf Upright Kit Add-On |
| 230150TR | 14 | EZLoad™ Tank Rack, 30lb. (2), 50lb. (1) | 70-1NGLR | 16, 19 | 4" End Caps for PVC Conduit Carrier | GHPMSS | 15 | Driver Side Grab Handle |
| 230TR | 14 | EZLoad™ Tank Rack, 30lb. (2) | 70-2NGLR | 16, 19 | 6" End Caps for PVC Conduit Carrier | GHPMCS | 15 | Passenger Side Grab Handle |
| 250TR | 14 | EZLoad™ Tank Rack, 50lb. (2) | 80-1NGLR | 16 | 10"6" Aluminum Conduit Kit | HAD3259 | 8 | 4-Shelf Unit |
| 26 | 10 | Drawe Divider for #8 | 80-2NGLR | 16 | 12"6" Aluminum Conduit Kit | HAD4459 | 7 | 4-Shelf Unit |
| 27 | 10 | Drawer Divider | 80-FSV | 9 | Undershelf Conduit Tray, 10" | HAD4459 | 8 | 4-Shelf Unit |
| 28 | 8 | Parts Bin | 8 | 10 | 3-Drawer Unit | HAD5059 | 7 | 4-Shelf Unit |
| 2ACTR | 14 | 2-Acetylene Tank Holder | 9 | 10 | 4-Drawer Unit | HAD5059 | 8 | 4-Shelf Unit |
| 2B4CW | 22 | 2-Bar Utility Rack, 4" Uprights, Compact Van | 919 | 10 | 3-Drawer Unit | HD-1632HR | 9 | 4-Shelf Unit |
| 2B4W | 22 | 2-Bar Utility Rack, 4" Uprights | ACT3 | 12 | 3-Slot Aerosol Can Holder | HD-1632HRC | 9 | 4-Shelf Unit, w/ Conduit Cutout End Panel |
| 2B6CW | 22 | 2-Bar Utility Rack, 6" Uprights, Compact Van | ACT3 | 15 | 3-Slot Aerosol Holder | HD-1640HR | 9 | 4-Shelf Unit |
| 2B6W | 22 | 2-Bar Utility Rack, 6" Uprights | ACT4 | 12 | 4-Slot Aerosol Can Holder | HD-1640HRC | 9 | 4-Shelf Unit, w/ Conduit Cutout End Panel |
| 2B9RCW | 22 | 2-Bar Utility Rack, 9" Ratchet Uprights, Compact Van | ACT4 | 15 | 4-Slot Aerosol Holder | HD-1644HR | 9 | 4-Shelf Unit |
| 2B9RW | 22 | 2-Bar Utility Rack, 9" Ratchet Uprights | AD28PMC | 7 | 3-Shelf Unit | HD-1644HRC | 9 | 4-Shelf Unit, w/ Conduit Cutout End Panel |
| 330TR | 14 | EZLoad™ Tank Rack, 30lb. (3) | AD32PMC | 7 | 3-Shelf Unit | HD-1650HR | 9 | 4-Shelf Unit |
| 350TR | 14 | EZLoad™ Tank Rack, 50lb. (3) | BAGSTEPRD | 14 | Tank Rack Stacking Bracket | HD-1650HRC | 9 | 4-Shelf Unit, w/ Conduit Cutout End Panel |
| 35325-G | 7 | 32" AD Shelf | BRK14EPS | 7 | End Panel Mounting Bracket | HD-1660HR | 9 | 4-Shelf Unit |
| 35327-G | 7 | 44" AD Shelf | CH-1514DBL | 13 | 2-Case Holder w/ Cases | HD-1660HRC | 9 | 4-Shelf Unit, w/ Conduit Cutout End Panel |
| 35328-G | 7 | 50" AD Shelf | CH-EP | 13 | 3-Case Holder w/ Cases | HD-28NV2 | 8 | 3-Shelf Unit |
| 3B4W | 22 | 3-Bar Utility Rack, 4" Uprights | CH1514SGL | 13 | 1-Case Holder w/ Case | HD32TC | 8 | 3-Shelf Unit |
| 3B6RRPMW | 22 | 3-Bar Utility Rack w/ Rear Roller, 6" Uprights | CHL4 | 15 | 4-Slot Caulk Tube Holder, 29 oz. | HD4459 | 8 | 4-Shelf Unit |
| 3B6W | 22 | 3-Bar Utility Rack, 6" Uprights | CHL7 | 15 | 7-Slot Caulk Tube Holder, 29 oz. | HD5059 | 8 | 4-Shelf Unit |
| 3B9RW | 22 | 3-Bar Utility Rack, 9" Ratchet Uprights | CHPPC4S | 13 | 4-Case Holder w/ Cases | ILR | 19 | Interior Ladder Rack |
| 430TR | 14 | EZLoad™ Tank Rack, 30lb. (4) | CHPPC5SM | 13 | 5-Case Holder w/ Cases | JD42WP | 8 | 3-Shelf Unit |
| 4B | 12 | Parts Tray | CHS5 | 15 | 5-Slot Caulk Tube Holder, 10 oz. | JD48WP | 8 | 2-Shelf Unit |
| 5080PMC | 31 | Plumbing Starter Package | CHS8 | 15 | 8-Slot Caulk Tube Holder, 10 oz. | JD52WP | 8 | 3-Shelf Unit |
| 5083PMC | 31 | Electrical Starter Package | CL1446R | 11 | Adjustable 3-Shelf Cabinet w/ Lock | JD60WP | 8 | 3-Shelf Unit |
| 5084PMC | 29 | General Service Starter Package | DC12 | 10 | 3-Drawer Unit, 12" | LK-PMC | 19 | Ladder Keeper, ProMaster City |
| 5096PMC | 30 | Plumbing Starter Package | DC6 | 10 | 3-Drawer Unit, 6" | LKPM118 | 19 | Ladder Keeper, ProMaster 118" |
| 5099PMC | 30 | Electrical Starter Package | DK3010 | 7 | Door Kit | LKPM136 | 19 | Ladder Keeper, ProMaster 136" |
| 5100PMC | 29 | General Service Starter Package | DK4208 | 7 | Door Kit | LKPM159 | 19 | Ladder Keeper, ProMaster 159" |
| 5180 | 26 | General Service Starter Package | DK4210 | 7 | Door Kit | MDPLDSH | 16 | Driver Side Max-Drop ProLift Kit |
| 5181 | 26 | Electrical Starter Package | DK4810 | 7 | Door Kit | MDPLPSH | 16 | Passenger Side Max-Drop ProLift Kit |
| 5184 | 27 | HVAC Starter Package | DK532 | 8 | Door Kit | P2PMCFW15 | 6 | Wire Partition |
| 5185 | 28 | General Service Starter Package | DK544 | 8 | Door Kit | P2PMCS15 | 6 | Steel Partition w/ Visibility |
| 5186 | 28 | Electrical Starter Package | DK550 | 8 | Door Kit | PARPM-NW | 5 | Composite Partition w/ Visibility |
| 5189 | 28 | HVAC Starter Package | DST21 | 12 | Door Storage Tray | PARPM | 5 | Composite Partition |
| 5274 | 27 | Locksmith Starter Package | DT21 | 12 | Door Tray | PARPMC-NW | 5 | Composite Partition w/ Visibility |
| 5462 | 25 | General Service Starter Package | DTL21 | 12 | Door Tray Lid for DT21 | PARPMC | 5 | Composite Partition |
| 5463 | 25 | Electrical Starter Package | DTWL21 | 12 | Door Tray w/ Latching Lid | PLM61PM136 | 16 | Passenger Side Max-Drop ProLift |
| 5466 | 24 | HVAC Starter Package | DV12 | 7 | Shelf Divider | | | |
| 5467 | 27 | Locksmith Starter Package | DV14 | 7 | Shelf Divider | | | |
| 58577 | 9 | Mounting Rail, Upper | DV14C1 | 7 | Shelf Divider, Single | | | |
| 60-129 | 12 | Rear Door Window Screen | DV14C8 | 7 | Shelf Divider, 8-Pack | | | |


| MODEL | PAGE | DESCRIPTION |
|------------|------|--|
| PLM61PM | 16 | Passenger Side Max-Drop ProLift |
| PLM63PM136 | 16 | Dual Side Max-Drop ProLift |
| PLM63PM | 16 | Dual Side Max-Drop ProLift |
| PMCBK2W | 22 | Mounting Brackets, 2-Pack |
| PMCBK4W | 22 | Mounting Brackets, 4-Pack |
| PMMBK2W | 22 | Mounting Brackets, 2-Pack |
| PMMBK4W | 22 | Mounting Brackets, 4-Pack |
| PPCL | 13 | Portable Parts Case, Large |
| PPCS | 13 | Portable Parts Case, Small |
| PT32 | 9 | Wheel-well Pipe Tray, 32" |
| PT40 | 9 | Wheel-well Pipe Tray, 40" |
| PT44 | 9 | Wheel-well Pipe Tray, 44" |
| PT50 | 9 | Wheel-well Pipe Tray, 50" |
| PT60 | 9 | Wheel-well Pipe Tray, 60" |
| RK72PMC | 7 | Mounting Rail Kit, PMC |
| RKA1 | 7 | Rail Kit Adapter |
| RKA3 | 7 | Rail Kit Adapter |
| RKA4 | 7 | Rail Kit Adapter |
| RKA919 | 7 | Rail Kit Adapter |
| RKAWTR | 7 | Rail Kit Adapter |
| RKPMC | 7 | Mounting Rail Kit, PMC |
| RKPMLWB | 7 | Mounting Rail Kit, 159" |
| RKPMMWB | 7 | Mounting Rail Kit, 136" |
| RKPMSWB | 7 | Mounting Rail Kit, 118" |
| RKPMXLWB | 7 | Mounting Rail Kit, 159"X |
| RRKPM136WB | 16 | Roof Rail Mounting Kit |
| RRKPM | 16 | Roof Rail Mounting Kit |
| RRKPMC | 19 | Roof Rail Mounting Kit |
| S1M1C1FSV | 4 | Solid Steel Partition |
| S1M1C1PM | 4 | Solid Steel Partition |
| S1M1HC2FSC | 4 | Solid Steel Partition |
| S1M1HC2PM | 4 | Solid Steel Partition |
| S1M2C2FSV | 4 | Steel Partition w/ Visibility |
| S1M2C2PM | 4 | Steel Partition w/ Visibility |
| S1M2HC2FSV | 4 | Steel Partition w/ Visibility |
| S1M2HC2PM | 4 | Steel Partition w/ Visibility |
| SA-10 | 12 | Single Compartment Floor Drawer, 12" Tall |
| SA-20 | 12 | Single Compartment Floor Drawer, 12" Tall |
| SA-40 | 12 | Triple Compartment Floor Drawer, 12" Tall |
| SAJ-10 | 12 | Single Compartment Floor Drawer, 8.5" Tall |
| SAJ-20 | 12 | Single Compartment Floor Drawer, 8.5" Tall |
| SAJ-30 | 12 | Double Compartment Floor Drawer, 8.5" Tall |
| SAJ-40 | 12 | Triple Compartment Floor Drawer, 8.5" Tall |
| SF20832XCK | 9 | Wheel-well Shelf, 32" |
| SF20840XCK | 9 | Wheel-well Shelf, 40" |
| SF20844XCK | 9 | Wheel-well Shelf, 44" |
| SF20850XCK | 9 | Wheel-well Shelf, 50" |
| SF20860XCK | 9 | Wheel-well Shelf, 60" |
| SPARPM2 | 4 | Sliding Door Partition |
| STEPPMRD | 15 | Rear Door Safety Step |
| STEPPMSD | 15 | Side Door Safety Step |
| TA1 | 12 | 4-Hook Bar |
| TA19 | 11 | Compressed Gas Tank Cabinet |
| TA1WAD | 15 | 4-Hook Bar |
| TA2 | 15 | Hard Hat Holder |
| TR4SHELF30 | 14 | Shelf for 30 lb. Tank Rack, 4" Lip |
| TRSHELF30 | 14 | Shelf for 30 lb. Tank Rack, 1" Lip |
| TRSHLFBKRT | 14 | Shelf Bracket |
| UH10 | 15 | Utility Hook, 1" |

| MODEL | PAGE | DESCRIPTION |
|-----------|------|--|
| UH25 | 15 | Utility Hook, 2.5" |
| UH50 | 15 | Utility Hook, 5" |
| UH50RM1 | 5 | Utility Hook, 5" |
| VMA24F-WV | 15 | Professionals Folding Vice w/ Snap-On Vice |
| VMA24F | 15 | Professionals Folding Vice Base |
| WKC1PM | 4 | Partition Mounting Kit, LR |
| WKC1PM3 | 4 | Partition Mounting Kit, LR |
| WKCPMR | 4 | Partition Mounting Kit, HR |
| WKCPMR3 | 4 | Partition Mounting Kit, HR |
| WRH5 | 15 | Wire Reel Holder |



ADRIAN STEEL®

Cargo Management Solutions for Commercial Vehicles



QUALITY

- Our products are durable and reliable. Warranty claims are less than 1% of sales.
- Our warranty covers our products for three years or 36,000 miles when installed by an authorized Adrian Steel distributor.

INNOVATIVE PRODUCTS WITH FEATURES THAT MATTER

- Drawers that stay closed while in transit.
- ADseries truly adjustable shelving platform.
- Drop Down and Grip Lock ladder racks that load and unload the safe and right way.
- Interior ladder storage.
- Plug and Play accessories.
- Anti-slam drawer latches, and much more!

COMMITMENT

At Adrian Steel, we are committed to you beyond the upfit!

- A dedicated Customer Care Team at corporate headquarters.
- A network of highly qualified distributors to support you locally.
- Our commitment to provide the best cargo management solutions in North America.



EXPERIENCE

- **Over One Million vans upfitted**, and counting! It's a fact that an organized vehicle increases work flow efficiencies and reduces inventory damages.
- Recognized as a National Truck Equipment Association MVP.

SERVICE

- Adrian Steel Products can be purchased throughout North America at authorized Adrian Steel distributors.
- Adrian Steel Customer Service Representatives are available M-F, 8am - 5pm EST at **1-800-677-2726**.
- E-mail us at info@adriansteel.com with questions, comments and feedback.
- Visit AdrianSteel.com for the most up-to-date product information, distributor locator, product catalogs, videos and more.

adriansteel.com

800-677-2726

906 James St.
Adrian, MI 49221